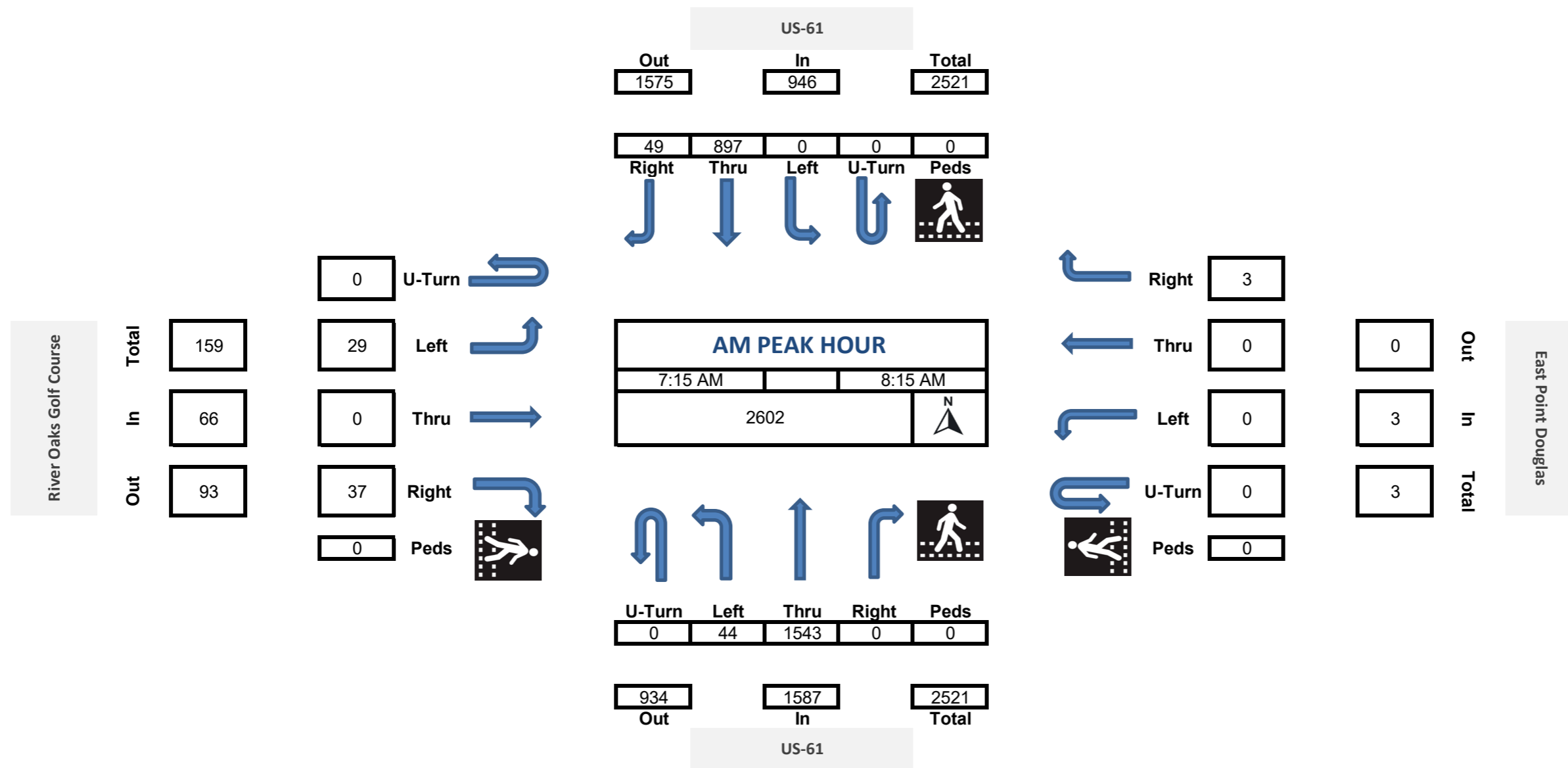







3:15 PM	0	0	401	8	0	0	0	0	0	0	0	0	0	1	291	1	0	0	0	9	0	3	0	0	714	0
3:30 PM	0	0	356	5	0	0	0	1	0	1	0	0	0	0	279	0	0	0	0	10	0	1	0	0	653	0
3:45 PM	1	1	405	2	0	0	0	0	0	0	0	0	0	4	305	0	0	0	0	8	0	2	0	0	728	0
Hourly Total	1	1	1501	17	0	0	0	1	0	1	0	0	0	8	1150	2	0	0	0	48	0	10	0	0	2740	0
4:00 PM	0	0	432	8	0	0	0	0	0	0	0	0	0	3	309	0	0	0	0	8	0	6	0	0	766	0
4:15 PM	0	0	400	8	0	0	0	0	0	0	0	0	0	1	354	0	0	0	0	8	0	7	0	0	778	0
4:30 PM	0	0	424	12	0	0	0	0	0	0	0	0	0	2	283	0	0	0	0	15	0	2	0	0	738	0
4:45 PM	0	0	436	14	0	0	0	0	0	0	0	0	0	7	328	0	0	0	0	17	0	7	0	0	809	0
Hourly Total	0	0	1692	42	0	0	0	0	0	0	0	0	0	13	1274	0	0	0	0	48	0	22	0	0	3091	0
5:00 PM	0	0	402	4	0	0	0	0	0	0	0	0	0	6	297	0	0	0	0	15	0	8	0	0	732	0
5:15 PM	0	0	414	3	0	0	0	0	0	0	0	0	0	3	298	2	0	0	0	5	0	5	0	0	730	0
5:30 PM	0	1	411	0	0	0	0	0	0	1	0	0	0	1	307	0	0	0	0	3	0	1	0	0	725	0
5:45 PM	0	0	420	0	0	0	0	0	0	0	0	0	0	1	262	0	0	0	0	3	0	1	0	0	687	0
Hourly Total	0	1	1647	7	0	0	0	0	0	1	0	0	0	11	1164	2	0	0	0	26	0	15	0	0	2874	0
TOTAL	5	16	12706	259	0	0	0	10	0	19	0	0	3	151	13147	22	0	0	0	233	0	143	0	0	26714	0
Cars+	5	10	11949	252			0	9	0	7			3	147	12334	20			0	231	0	135				
Trucks	0	6	757	7			0	1	0	12			0	4	813	2			0	2	0	8			1612	
% Trucks	0.0	37.5	6.0	2.7			0.0	10.0	0.0	63.2			0.0	2.6	6.2	9.1			0.0	0.9	0.0	5.6			6.0	

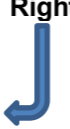







River Oaks Golf Course






Total	125
In	70
Out	55

0	U-Turn	
48	Left	
0	Thru	
22	Right	
0	Peds	






US-61		
Out	In	Total
1322	1734	3056

42	1692	0	0	0
Right	Thru	Left	U-Turn	Peds
				

PM PEAK HOUR	
4:00 PM	5:00 PM
3091	
	

0	13	1274	0	0
U-Turn	Left	Thru	Right	Peds
				

1714	1287	3001
Out	In	Total
US-61		

0	Right	
0	Thru	
0	Left	
0	U-Turn	
0	Peds	

0	Out
0	In
0	Total

East Point Douglas