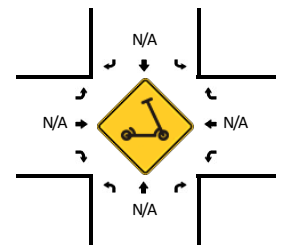

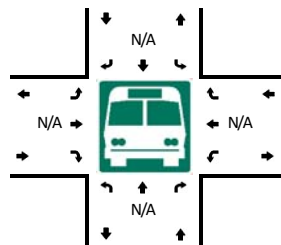
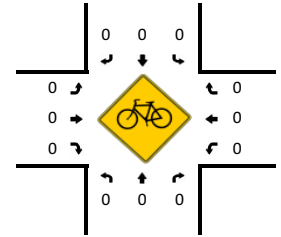
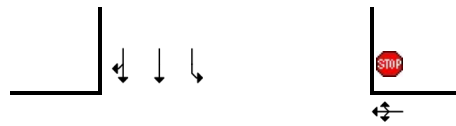
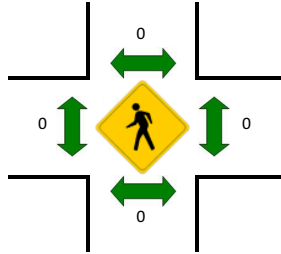
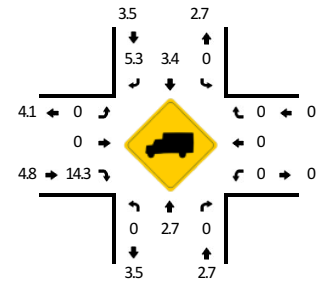
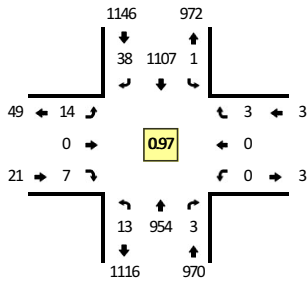


LOCATION: TH 61 -- 22nd St
CITY/STATE: Hastings, MN

QC JOB #: 15608735
DATE: Tue, Feb 15 2022

Peak-Hour: 4:30 PM -- 5:30 PM
Peak 15-Min: 5:00 PM -- 5:15 PM



15-Min Count Period Beginning At	TH 61 (Northbound)				TH 61 (Southbound)				22nd St (Eastbound)				22nd St (Westbound)				Total	Hourly Totals
	Left	Thru	Right	U	Left	Thru	Right	U	Left	Thru	Right	U	Left	Thru	Right	U		
6:00 AM	1	151	1	0	0	61	2	0	1	0	0	0	0	0	1	0	218	
6:15 AM	0	154	0	0	0	84	0	0	1	0	1	0	0	0	0	0	240	
6:30 AM	0	203	0	0	0	102	0	0	2	0	0	0	0	0	0	0	307	
6:45 AM	0	186	0	0	0	123	2	0	2	0	0	0	0	0	1	0	314	1079
7:00 AM	0	272	0	0	0	120	3	0	0	0	0	0	0	0	1	0	396	1257
7:15 AM	0	279	0	0	0	120	1	0	4	0	0	0	0	0	0	0	404	1421
7:30 AM	0	316	0	0	0	153	2	0	3	0	0	0	0	0	0	0	474	1588
7:45 AM	0	228	2	0	0	190	2	0	0	0	0	0	1	0	0	0	423	1697
8:00 AM	2	148	0	0	0	138	5	0	0	0	0	0	0	0	0	0	293	1594
8:15 AM	0	195	2	0	0	123	4	0	2	0	1	0	0	0	0	0	327	1517
8:30 AM	0	170	0	0	0	130	2	0	3	0	0	0	0	0	0	0	305	1348
8:45 AM	0	152	0	0	2	139	5	0	2	0	0	0	0	0	1	0	301	1226
9:00 AM	0	156	2	1	0	125	1	0	1	0	0	0	1	0	0	0	287	1220
9:15 AM	0	128	3	0	0	118	4	0	4	0	0	0	0	0	0	0	257	1150
9:30 AM	0	126	1	0	0	137	4	0	4	0	0	0	0	0	0	0	272	1117
9:45 AM	0	124	1	0	0	129	3	0	1	0	0	0	0	0	0	0	258	1074
10:00 AM	0	173	0	0	0	110	4	0	0	0	0	0	0	0	0	0	287	1074
10:15 AM	0	140	0	1	0	124	7	0	1	0	0	0	0	0	0	0	273	1090
10:30 AM	0	138	1	0	0	135	3	0	0	1	0	0	0	0	1	0	279	1097
10:45 AM	0	145	2	0	0	129	4	0	3	0	1	0	0	0	0	0	284	1123
11:00 AM	1	152	2	0	1	132	8	0	1	0	1	0	0	0	2	0	300	1136
11:15 AM	0	155	2	0	0	146	10	0	2	0	0	0	0	0	2	0	317	1180
11:30 AM	3	165	0	0	0	158	6	0	0	0	0	0	0	0	0	0	332	1233
11:45 AM	2	146	0	0	0	166	9	0	3	0	0	0	0	2	0	0	328	1277
12:00 PM	2	189	0	0	0	172	5	0	4	0	1	0	0	0	1	0	374	1351
12:15 PM	1	171	0	0	1	143	7	0	3	0	0	0	0	0	0	0	326	1360
12:30 PM	2	157	2	0	0	192	7	0	1	0	0	0	0	0	0	0	361	1389
12:45 PM	6	141	1	0	0	155	3	0	5	0	2	0	0	0	0	0	313	1374
1:00 PM	0	164	1	1	0	165	3	0	4	0	2	0	0	0	1	0	341	1341
1:15 PM	1	138	2	1	0	152	8	0	3	0	1	0	0	0	0	0	306	1321
1:30 PM	0	201	3	1	1	174	5	0	11	0	1	0	0	0	0	0	397	1357
1:45 PM	1	170	2	0	0	173	7	0	2	0	2	0	0	0	0	0	357	1401
2:00 PM	2	198	0	0	0	158	5	0	4	0	0	0	1	0	0	0	368	1428
2:15 PM	0	201	1	1	0	210	3	0	5	0	2	0	1	0	0	0	424	1546
2:30 PM	0	166	2	1	0	238	8	0	2	0	2	0	0	0	0	0	419	1568
2:45 PM	0	180	0	1	0	291	17	0	4	0	1	0	0	0	0	0	494	1705
3:00 PM	1	283	1	0	0	219	11	0	3	0	0	0	0	1	0	0	519	1856
3:15 PM	0	194	3	1	1	227	11	0	2	0	0	0	0	0	1	0	440	1872
3:30 PM	2	198	1	0	0	258	6	0	4	0	2	0	0	0	0	0	471	1924

15-Min Count Period Beginning At	TH 61 (Northbound)				TH 61 (Southbound)				22nd St (Eastbound)				22nd St (Westbound)				Total	Hourly Totals
	Left	Thru	Right	U	Left	Thru	Right	U	Left	Thru	Right	U	Left	Thru	Right	U		
3:45 PM	3	182	2	0	0	253	10	0	4	0	3	0	0	0	0	0	457	1887
4:00 PM	1	210	1	1	1	290	10	0	3	0	1	0	0	0	0	0	518	1886
4:15 PM	2	236	2	1	0	244	8	0	3	0	1	0	0	0	1	0	498	1944
4:30 PM	1	248	1	0	0	263	9	1	4	0	1	0	0	0	0	0	528	2001
4:45 PM	4	232	1	0	0	284	13	0	2	0	0	0	0	0	1	0	537	2081
5:00 PM	2	249	1	2	0	284	6	0	3	0	2	0	0	0	0	0	549	2112
5:15 PM	4	225	0	0	0	276	10	0	5	0	4	0	0	0	2	0	526	2140
5:30 PM	5	197	1	0	0	225	11	0	6	0	4	0	0	0	0	0	449	2061
5:45 PM	0	150	1	0	0	272	13	0	6	0	3	0	0	0	0	0	445	1969
6:00 PM	3	195	0	0	1	222	9	0	2	0	4	0	0	0	1	0	437	1857
6:15 PM	1	143	1	0	0	190	9	0	6	0	0	0	0	0	0	0	350	1681
6:30 PM	1	135	1	0	0	162	10	0	3	0	3	0	2	0	0	0	317	1549
6:45 PM	5	110	0	0	0	157	11	1	5	0	5	0	1	0	1	0	296	1400
Peak 15-Min Flowrates	Northbound				Southbound				Eastbound				Westbound				Total	
	Left	Thru	Right	U	Left	Thru	Right	U	Left	Thru	Right	U	Left	Thru	Right	U		
All Vehicles	8	996	4	8	0	1136	24	0	12	0	8	0	0	0	0	0	2196	
Heavy Trucks	0	28	0		0	64	0		0	0	0		0	0	0		92	
Buses																		
Pedestrians		0				0				0				0			0	
Bicycles	0	0	0		0	0	0		0	0	0		0	0	0		0	
Scoters																		
<i>Comments:</i>																		

Report generated on 3/8/2022 8:21 AM

SOURCE: Quality Counts, LLC (<http://www.qualitycounts.net>) 1-877-580-2212