

# SRF Consulting Group, Inc.

One Carlson Parkway, Suite 150  
Plymouth, MN 55447-4443

SRF No. 8060: Hwy 5  
Location: Hwy 5/ Rolling Acres Rd  
Weekday Count  
SRF Consulting

File Name : 20\_Hwy 5 & Rolling Acres Rd  
Site Code : 09281120  
Start Date : 2/13/2013  
Page No : 1

### Groups Printed- Cars+ - Heavy Vehicles

Start Time	Rolling Acres Rd Southbound					Hwy 5 Westbound					Rolling Acres Rd Northbound					Hwy 5 Eastbound					Int. Total
	Peds	Left	Thru	Right	App. Total	Peds	Left	Thru	Right	App. Total	Peds	Left	Thru	Right	App. Total	Peds	Left	Thru	Right	App. Total	
06:00 AM	0	71	1	0	72	0	1	12	7	20	0	1	7	21	29	0	1	68	0	69	190
06:15 AM	0	106	4	1	111	0	2	17	16	35	0	0	5	26	31	0	7	105	4	116	293
06:30 AM	0	116	10	8	134	0	7	30	20	57	0	1	20	55	76	0	7	137	2	146	413
06:45 AM	0	120	21	3	144	0	14	36	24	74	0	1	23	64	88	0	11	157	1	169	475
<b>Total</b>	0	413	36	12	461	0	24	95	67	186	0	3	55	166	224	0	26	467	7	500	1371
07:00 AM	0	81	40	6	127	0	70	54	28	152	0	0	18	69	87	0	18	147	0	165	531
07:15 AM	0	101	34	1	136	0	52	36	20	108	0	2	38	81	121	0	18	211	3	232	597
07:30 AM	0	104	19	2	125	0	14	60	24	98	0	2	21	67	90	0	10	223	0	233	546
07:45 AM	0	99	19	3	121	0	10	57	24	91	0	2	28	92	122	0	12	199	1	212	546
<b>Total</b>	0	385	112	12	509	0	146	207	96	449	0	6	105	309	420	0	58	780	4	842	2220
08:00 AM	0	100	14	4	118	0	10	63	21	94	0	3	20	92	115	0	6	202	2	210	537
08:15 AM	0	113	15	10	138	0	16	45	18	79	0	1	38	45	84	0	21	137	7	165	466
08:30 AM	0	81	13	13	107	0	7	44	23	74	0	0	8	52	60	0	11	141	1	153	394
08:45 AM	0	81	14	7	102	0	8	58	30	96	0	5	9	53	67	0	9	90	2	101	366
<b>Total</b>	0	375	56	34	465	0	41	210	92	343	0	9	75	242	326	0	47	570	12	629	1763
09:00 AM	0	59	20	7	86	0	20	58	17	95	0	2	5	45	52	0	8	99	0	107	340
09:15 AM	0	48	11	8	67	0	12	70	32	114	0	3	15	40	58	0	8	105	2	115	354
09:30 AM	0	11	1	0	12	0	0	6	0	6	0	0	0	2	2	0	2	18	1	21	41
*** BREAK ***																					
<b>Total</b>	0	118	32	15	165	0	32	134	49	215	0	5	20	87	112	0	18	222	3	243	735
*** BREAK ***																					
10:30 AM	0	37	6	12	55	0	9	57	23	89	0	1	10	17	28	0	5	75	3	83	255
10:45 AM	0	36	10	13	59	0	20	76	22	118	0	4	10	20	34	0	7	63	3	73	284
<b>Total</b>	0	73	16	25	114	0	29	133	45	207	0	5	20	37	62	0	12	138	6	156	539
11:00 AM	0	28	6	13	47	0	20	66	23	109	0	2	5	24	31	0	9	76	3	88	275
11:15 AM	0	36	7	8	51	0	14	64	14	92	0	1	4	30	35	0	3	85	2	90	268
11:30 AM	0	50	12	13	75	0	16	71	30	117	0	3	3	21	27	0	6	69	1	76	295
11:45 AM	0	37	3	3	43	0	16	74	24	114	0	1	4	26	31	0	12	88	2	102	290
<b>Total</b>	0	151	28	37	216	0	66	275	91	432	0	7	16	101	124	0	30	318	8	356	1128
12:00 PM	0	27	5	3	35	0	17	85	26	128	0	0	6	19	25	0	8	68	2	78	266
12:15 PM	0	28	6	5	39	0	24	76	24	124	0	3	6	21	30	0	10	60	1	71	264
12:30 PM	0	25	5	5	35	0	14	75	36	125	0	4	7	23	34	0	7	75	1	83	277
12:45 PM	0	22	13	10	45	0	14	83	36	133	0	3	11	21	35	0	6	74	2	82	295
<b>Total</b>	0	102	29	23	154	0	69	319	122	510	0	10	30	84	124	0	31	277	6	314	1102
01:00 PM	0	36	5	6	47	0	17	72	23	112	0	2	3	14	19	0	7	72	2	81	259
01:15 PM	0	19	7	7	33	0	20	70	27	117	0	3	10	19	32	0	5	67	3	75	257
01:30 PM	0	0	0	0	0	0	0	2	0	2	0	0	0	0	0	0	0	1	0	1	3
*** BREAK ***																					
<b>Total</b>	0	55	12	13	80	0	37	144	50	231	0	5	13	33	51	0	12	140	5	157	519
*** BREAK ***																					
02:30 PM	0	39	8	12	59	0	27	110	64	201	0	2	33	74	109	0	9	69	6	84	453
02:45 PM	0	41	11	13	65	0	16	101	59	176	0	2	16	29	47	0	7	62	4	73	361
<b>Total</b>	0	80	19	25	124	0	43	211	123	377	0	4	49	103	156	0	16	131	10	157	814
03:00 PM	0	39	9	19	67	0	31	118	68	217	0	2	20	33	55	0	12	78	1	91	430
03:15 PM	0	42	16	12	70	0	35	160	85	280	0	1	15	36	52	0	13	89	1	103	505
03:30 PM	0	39	26	20	85	0	37	132	70	239	0	2	16	21	39	0	13	96	5	114	477
03:45 PM	0	40	19	12	71	0	49	133	92	274	0	3	11	21	35	0	2	89	2	93	473
<b>Total</b>	0	160	70	63	293	0	152	543	315	1010	0	8	62	111	181	0	40	352	9	401	1885

# SRF Consulting Group, Inc.

One Carlson Parkway, Suite 150  
Plymouth, MN 55447-4443

SRF No. 8060: Hwy 5  
Location: Hwy 5/ Rolling Acres Rd  
Weekday Count  
SRF Consulting

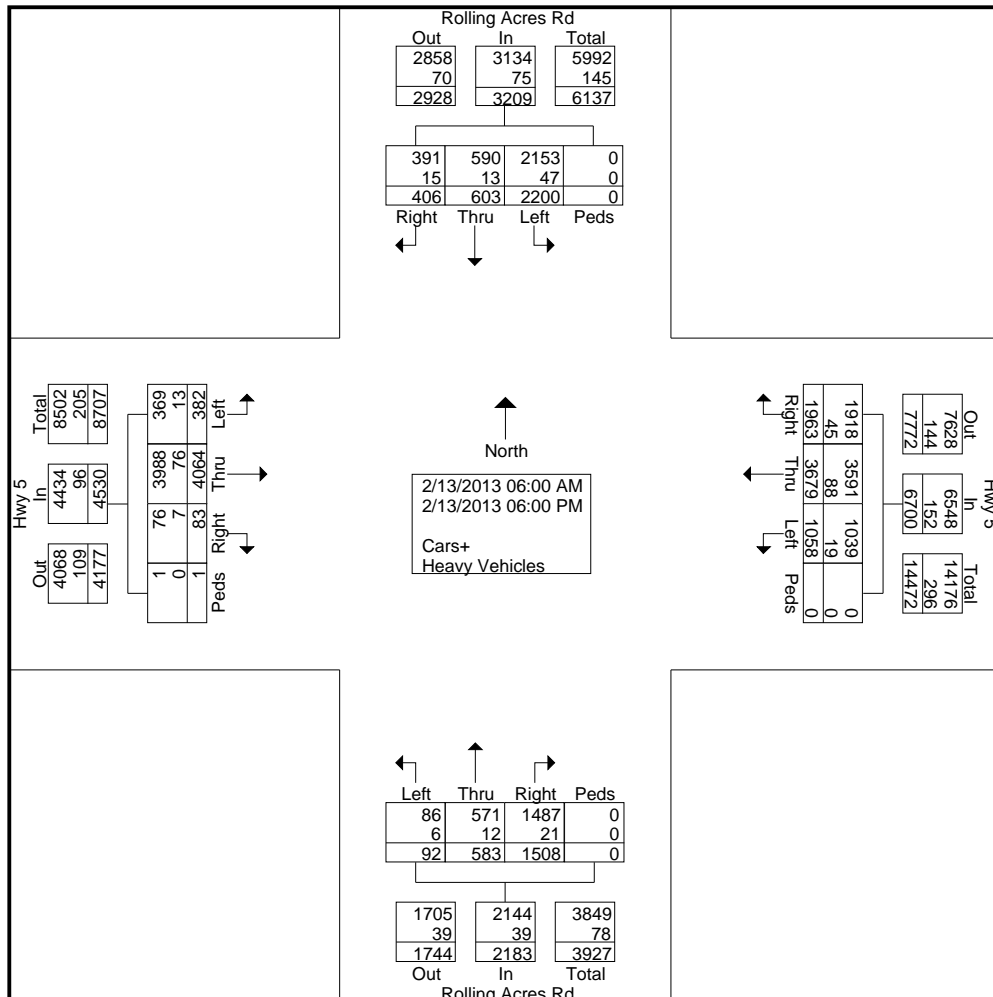
File Name : 20\_Hwy 5 & Rolling Acres Rd  
Site Code : 09281120  
Start Date : 2/13/2013  
Page No : 2

### Groups Printed- Cars+ - Heavy Vehicles

Start Time	Rolling Acres Rd Southbound					Hwy 5 Westbound					Rolling Acres Rd Northbound					Hwy 5 Eastbound					Int. Total
	Peds	Left	Thru	Right	App. Total	Peds	Left	Thru	Right	App. Total	Peds	Left	Thru	Right	App. Total	Peds	Left	Thru	Right	App. Total	
04:00 PM	0	31	19	11	61	0	45	154	105	304	0	3	19	22	44	0	11	78	2	91	500
04:15 PM	0	36	27	26	89	0	53	150	94	297	0	8	15	24	47	1	5	94	2	102	535
04:30 PM	0	28	20	20	68	0	42	169	103	314	0	2	16	18	36	0	10	72	4	86	504
04:45 PM	0	37	19	15	71	0	53	195	142	390	0	1	22	37	60	0	17	96	2	115	636
<b>Total</b>	<b>0</b>	<b>132</b>	<b>85</b>	<b>72</b>	<b>289</b>	<b>0</b>	<b>193</b>	<b>668</b>	<b>444</b>	<b>1305</b>	<b>0</b>	<b>14</b>	<b>72</b>	<b>101</b>	<b>187</b>	<b>1</b>	<b>43</b>	<b>340</b>	<b>10</b>	<b>394</b>	<b>2175</b>
05:00 PM	0	36	25	21	82	0	44	174	112	330	0	4	18	35	57	0	6	68	1	75	544
05:15 PM	0	43	29	14	86	0	54	203	144	401	0	4	17	33	54	0	17	100	0	117	658
05:30 PM	0	41	26	23	90	0	53	173	109	335	0	1	16	30	47	0	14	96	2	112	584
05:45 PM	0	36	28	17	81	0	75	190	104	369	0	7	15	36	58	0	12	65	0	77	585
<b>Total</b>	<b>0</b>	<b>156</b>	<b>108</b>	<b>75</b>	<b>339</b>	<b>0</b>	<b>226</b>	<b>740</b>	<b>469</b>	<b>1435</b>	<b>0</b>	<b>16</b>	<b>66</b>	<b>134</b>	<b>216</b>	<b>0</b>	<b>49</b>	<b>329</b>	<b>3</b>	<b>381</b>	<b>2371</b>

\*\*\* BREAK \*\*\*

Grand Total	0	2200	603	406	3209	0	1058	3679	1963	6700	0	92	583	1508	2183	1	382	4064	83	4530	16622
Apprch %	0	68.6	18.8	12.7		0	15.8	54.9	29.3		0	4.2	26.7	69.1		0	8.4	89.7	1.8		
Total %	0	13.2	3.6	2.4	19.3	0	6.4	22.1	11.8	40.3	0	0.6	3.5	9.1	13.1	0	2.3	24.4	0.5	27.3	
Cars+	0	2153	590	391	3134	0	1039	3591	1918	6548	0	86	571	1487	2144	1	369	3988	76	4434	16260
% Cars+	0	97.9	97.8	96.3	97.7	0	98.2	97.6	97.7	97.7	0	93.5	97.9	98.6	98.2	100	96.6	98.1	91.6	97.9	97.8
Heavy Vehicles	0	47	13	15	75	0	19	88	45	152	0	6	12	21	39	0	13	76	7	96	362
% Heavy Vehicles	0	2.1	2.2	3.7	2.3	0	1.8	2.4	2.3	2.3	0	6.5	2.1	1.4	1.8	0	3.4	1.9	8.4	2.1	2.2



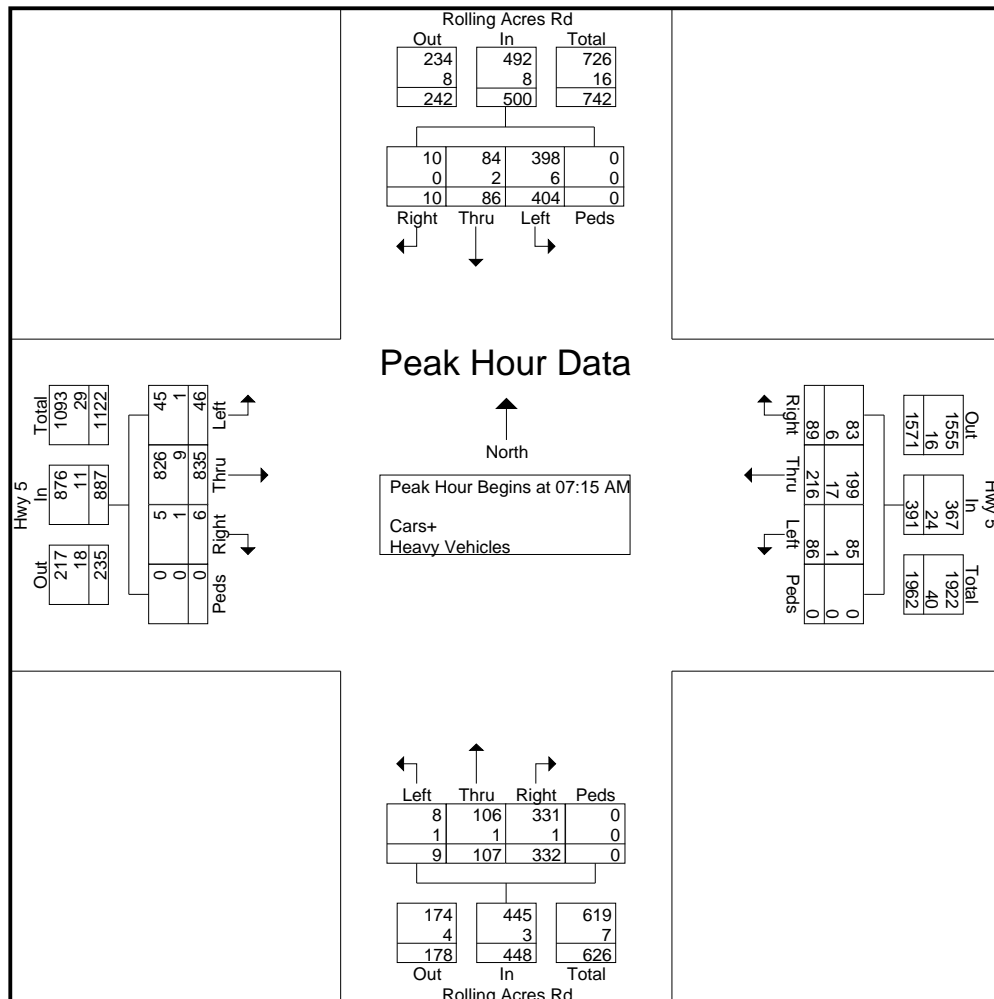
# SRF Consulting Group, Inc.

One Carlson Parkway, Suite 150  
Plymouth, MN 55447-4443

SRF No. 8060: Hwy 5  
Location: Hwy 5/ Rolling Acres Rd  
Weekday Count  
SRF Consulting

File Name : 20\_Hwy 5 & Rolling Acres Rd  
Site Code : 09281120  
Start Date : 2/13/2013  
Page No : 3

Start Time	Rolling Acres Rd Southbound					Hwy 5 Westbound					Rolling Acres Rd Northbound					Hwy 5 Eastbound					Int. Total
	Peds	Left	Thru	Right	App. Total	Peds	Left	Thru	Right	App. Total	Peds	Left	Thru	Right	App. Total	Peds	Left	Thru	Right	App. Total	
Peak Hour Analysis From 06:00 AM to 08:45 AM - Peak 1 of 1																					
Peak Hour for Entire Intersection Begins at 07:15 AM																					
07:15 AM	0	101	34	1	136	0	52	36	20	108	0	2	38	81	121	0	18	211	3	232	597
07:30 AM	0	104	19	2	125	0	14	60	24	98	0	2	21	67	90	0	10	223	0	233	546
07:45 AM	0	99	19	3	121	0	10	57	24	91	0	2	28	92	122	0	12	199	1	212	546
08:00 AM	0	100	14	4	118	0	10	63	21	94	0	3	20	92	115	0	6	202	2	210	537
Total Volume	0	404	86	10	500	0	86	216	89	391	0	9	107	332	448	0	46	835	6	887	2226
% App. Total	0	80.8	17.2	2		0	22	55.2	22.8		0	2	23.9	74.1		0	5.2	94.1	0.7		
PHF	.000	.971	.632	.625	.919	.000	.413	.857	.927	.905	.000	.750	.704	.902	.918	.000	.639	.936	.500	.952	.932
Cars+	0	398	84	10	492	0	85	199	83	367	0	8	106	331	445	0	45	826	5	876	2180
% Cars+	0	98.5	97.7	100	98.4	0	98.8	92.1	93.3	93.9	0	88.9	99.1	99.7	99.3	0	97.8	98.9	83.3	98.8	97.9
Heavy Vehicles																					
% Heavy Vehicles	0	1.5	2.3	0	1.6	0	1.2	7.9	6.7	6.1	0	11.1	0.9	0.3	0.7	0	2.2	1.1	16.7	1.2	2.1



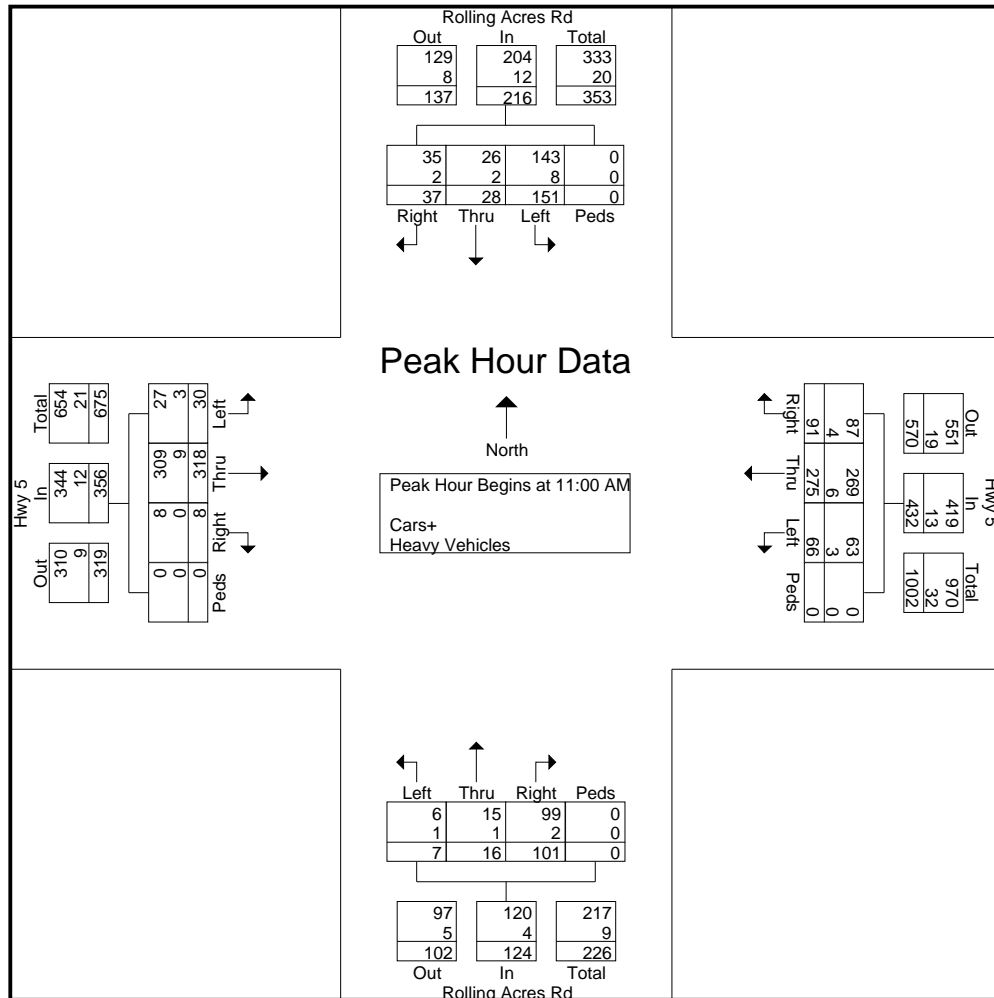
# SRF Consulting Group, Inc.

One Carlson Parkway, Suite 150  
Plymouth, MN 55447-4443

SRF No. 8060: Hwy 5  
Location: Hwy 5/ Rolling Acres Rd  
Weekday Count  
SRF Consulting

File Name : 20\_Hwy 5 & Rolling Acres Rd  
Site Code : 09281120  
Start Date : 2/13/2013  
Page No : 4

Start Time	Rolling Acres Rd Southbound					Hwy 5 Westbound					Rolling Acres Rd Northbound					Hwy 5 Eastbound					Int. Total
	Peds	Left	Thru	Right	App. Total	Peds	Left	Thru	Right	App. Total	Peds	Left	Thru	Right	App. Total	Peds	Left	Thru	Right	App. Total	
Peak Hour Analysis From 09:00 AM to 12:45 PM - Peak 1 of 1																					
Peak Hour for Entire Intersection Begins at 11:00 AM																					
11:00 AM	0	28	6	13	47	0	20	66	23	109	0	2	5	24	31	0	9	76	3	88	275
11:15 AM	0	36	7	8	51	0	14	64	14	92	0	1	4	30	35	0	3	85	2	90	268
11:30 AM	0	50	12	13	75	0	16	71	30	117	0	3	3	21	27	0	6	69	1	76	295
11:45 AM	0	37	3	3	43	0	16	74	24	114	0	1	4	26	31	0	12	88	2	102	290
Total Volume	0	151	28	37	216	0	66	275	91	432	0	7	16	101	124	0	30	318	8	356	1128
% App. Total	0	69.9	13	17.1		0	15.3	63.7	21.1		0	5.6	12.9	81.5		0	8.4	89.3	2.2		
PHF	.000	.755	.583	.712	.720	.000	.825	.929	.758	.923	.000	.583	.800	.842	.886	.000	.625	.903	.667	.873	.956
Cars+	0	143	26	35	204	0	63	269	87	419	0	6	15	99	120	0	27	309	8	344	1087
% Cars+	0	94.7	92.9	94.6	94.4	0	95.5	97.8	95.6	97.0	0	85.7	93.8	98.0	96.8	0	90.0	97.2	100	96.6	96.4
Heavy Vehicles																					
% Heavy Vehicles	0	5.3	7.1	5.4	5.6	0	4.5	2.2	4.4	3.0	0	14.3	6.3	2.0	3.2	0	10.0	2.8	0	3.4	3.6



# SRF Consulting Group, Inc.

One Carlson Parkway, Suite 150  
Plymouth, MN 55447-4443

SRF No. 8060: Hwy 5  
Location: Hwy 5/ Rolling Acres Rd  
Weekday Count  
SRF Consulting

File Name : 20\_Hwy 5 & Rolling Acres Rd  
Site Code : 09281120  
Start Date : 2/13/2013  
Page No : 5

Start Time	Rolling Acres Rd Southbound					Hwy 5 Westbound					Rolling Acres Rd Northbound					Hwy 5 Eastbound					Int. Total
	Peds	Left	Thru	Right	App. Total	Peds	Left	Thru	Right	App. Total	Peds	Left	Thru	Right	App. Total	Peds	Left	Thru	Right	App. Total	
Peak Hour Analysis From 01:00 PM to 04:45 PM - Peak 1 of 1																					
Peak Hour for Entire Intersection Begins at 04:00 PM																					
04:00 PM	0	31	19	11	61	0	45	154	105	304	0	3	19	22	44	0	11	78	2	91	500
04:15 PM	0	36	27	26	89	0	53	150	94	297	0	8	15	24	47	1	5	94	2	102	535
04:30 PM	0	28	20	20	68	0	42	169	103	314	0	2	16	18	36	0	10	72	4	86	504
04:45 PM	0	37	19	15	71	0	53	195	142	390	0	1	22	37	60	0	17	96	2	115	636
Total Volume	0	132	85	72	289	0	193	668	444	1305	0	14	72	101	187	1	43	340	10	394	2175
% App. Total	0	45.7	29.4	24.9		0	14.8	51.2	34		0	7.5	38.5	54		0.3	10.9	86.3	2.5		
PHF	.000	.892	.787	.692	.812	.000	.910	.856	.782	.837	.000	.438	.818	.682	.779	.250	.632	.885	.625	.857	.855
Cars+	0	130	83	71	284	0	191	662	440	1293	0	12	72	101	185	1	42	333	9	385	2147
% Cars+	0	98.5	97.6	98.6	98.3	0	99.0	99.1	99.1	99.1	0	85.7	100	100	98.9	100	97.7	97.9	90.0	97.7	98.7
Heavy Vehicles																					
% Heavy Vehicles	0	1.5	2.4	1.4	1.7	0	1.0	0.9	0.9	0.9	0	14.3	0	0	1.1	0	2.3	2.1	10.0	2.3	1.3

