

# SRF Consulting Group, Inc.

One Carlson Parkway, Suite 150  
Plymouth, MN 55447-4443

SRF No. 8060: Hwy 5  
Location: Hwy 5/ TH 41  
Weekday Count  
SRF Consulting

File Name : 30\_Hwy 5 & TH 41  
Site Code : 09281120  
Start Date : 2/13/2013  
Page No : 1

### Groups Printed- Cars+ - Heavy Vehicles

Start Time	TH 41 Southbound					Hwy 5 Westbound					TH 41 Northbound					Hwy 5 Eastbound					Int. Total
	Peds	Left	Thru	Right	App. Total	Peds	Left	Thru	Right	App. Total	Peds	Left	Thru	Right	App. Total	Peds	Left	Thru	Right	App. Total	
06:00 AM	0	14	21	2	37	0	7	19	1	27	0	2	15	7	24	0	14	114	18	146	234
06:15 AM	0	12	23	4	39	0	15	29	8	52	0	5	19	15	39	0	26	161	34	221	351
06:30 AM	0	16	28	11	55	0	18	45	5	68	0	11	30	17	58	0	39	233	24	296	477
06:45 AM	0	40	45	28	113	0	15	65	5	85	0	8	32	15	55	0	35	253	35	323	576
<b>Total</b>	0	82	117	45	244	0	55	158	19	232	0	26	96	54	176	0	114	761	111	986	1638
07:00 AM	0	36	31	36	103	0	19	97	10	126	0	14	58	17	89	0	39	233	14	286	604
07:15 AM	0	39	56	15	110	0	8	78	11	97	0	8	51	8	67	0	57	279	42	378	652
07:30 AM	0	43	85	14	142	0	17	67	15	99	0	17	64	15	96	0	56	281	30	367	704
07:45 AM	0	61	83	17	161	0	13	68	10	91	0	13	62	14	89	0	32	312	38	382	723
<b>Total</b>	0	179	255	82	516	0	57	310	46	413	0	52	235	54	341	0	184	1105	124	1413	2683
08:00 AM	0	55	60	14	129	0	11	59	19	89	0	21	42	12	75	0	37	318	23	378	671
08:15 AM	0	51	62	15	128	0	21	47	17	85	0	15	63	21	99	0	43	237	27	307	619
08:30 AM	0	49	49	12	110	0	22	61	15	98	0	10	41	21	72	0	27	208	29	264	544
08:45 AM	0	51	41	19	111	0	19	73	13	105	0	18	45	17	80	0	35	174	16	225	521
<b>Total</b>	0	206	212	60	478	0	73	240	64	377	0	64	191	71	326	0	142	937	95	1174	2355
09:00 AM	0	55	42	18	115	0	15	80	18	113	0	14	36	14	64	0	27	161	20	208	500
09:15 AM	0	39	28	12	79	0	12	70	17	99	0	19	59	14	92	0	36	154	18	208	478
*** BREAK ***																					
<b>Total</b>	0	94	70	30	194	0	27	150	35	212	0	33	95	28	156	0	63	315	38	416	978
*** BREAK ***																					
10:30 AM	0	27	18	7	52	0	19	74	18	111	0	11	37	21	69	0	14	101	22	137	369
10:45 AM	0	27	32	11	70	0	24	99	21	144	0	12	43	25	80	0	17	100	13	130	424
<b>Total</b>	0	54	50	18	122	0	43	173	39	255	0	23	80	46	149	0	31	201	35	267	793
11:00 AM	0	22	26	15	63	0	19	85	19	123	0	15	23	18	56	0	24	112	15	151	393
11:15 AM	0	12	15	16	43	0	11	85	20	116	0	11	48	15	74	0	23	115	21	159	392
11:30 AM	0	35	36	13	84	0	26	82	17	125	0	17	35	23	75	0	23	102	16	141	425
11:45 AM	0	31	38	17	86	0	21	99	16	136	0	15	32	23	70	0	23	111	16	150	442
<b>Total</b>	0	100	115	61	276	0	77	351	72	500	0	58	138	79	275	0	93	440	68	601	1652
12:00 PM	0	17	31	20	68	0	26	88	16	130	0	19	40	27	86	0	19	81	17	117	401
12:15 PM	0	31	39	14	84	0	27	107	19	153	0	20	33	26	79	0	9	97	15	121	437
12:30 PM	0	30	30	11	71	0	32	92	29	153	0	20	40	30	90	0	17	91	10	118	432
12:45 PM	0	21	45	25	91	0	22	108	25	155	0	18	33	28	79	0	20	97	16	133	458
<b>Total</b>	0	99	145	70	314	0	107	395	89	591	0	77	146	111	334	0	65	366	58	489	1728
01:00 PM	0	30	38	13	81	0	28	81	25	134	0	16	31	28	75	0	19	94	21	134	424
01:15 PM	0	22	36	18	76	0	20	90	33	143	0	20	13	24	57	0	17	73	16	106	382
*** BREAK ***																					
<b>Total</b>	0	52	74	31	157	0	48	171	58	277	0	36	44	52	132	0	36	167	37	240	806
*** BREAK ***																					
02:30 PM	0	20	27	27	74	0	38	147	36	221	0	46	44	39	129	0	35	124	14	173	597
02:45 PM	0	23	53	25	101	0	37	118	29	184	0	32	56	39	127	0	23	98	20	141	553
<b>Total</b>	0	43	80	52	175	0	75	265	65	405	0	78	100	78	256	0	58	222	34	314	1150
03:00 PM	0	27	52	35	114	0	26	169	22	217	0	53	48	29	130	0	31	115	8	154	615
03:15 PM	0	24	37	26	87	1	24	185	28	238	0	53	50	24	127	0	22	114	20	156	608
03:30 PM	0	33	57	19	109	0	16	175	26	217	0	53	58	17	128	0	22	116	10	148	602
03:45 PM	0	15	31	21	67	0	22	211	47	280	0	33	48	23	104	0	20	121	16	157	608
<b>Total</b>	0	99	177	101	377	1	88	740	123	952	0	192	204	93	489	0	95	466	54	615	2433
04:00 PM	0	29	84	41	154	0	23	217	56	296	0	45	69	24	138	0	20	100	10	130	718
04:15 PM	0	33	68	34	135	0	23	239	59	321	0	29	68	24	121	0	30	128	9	167	744

# SRF Consulting Group, Inc.

One Carlson Parkway, Suite 150  
Plymouth, MN 55447-4443

SRF No. 8060: Hwy 5  
Location: Hwy 5/ TH 41  
Weekday Count  
SRF Consulting

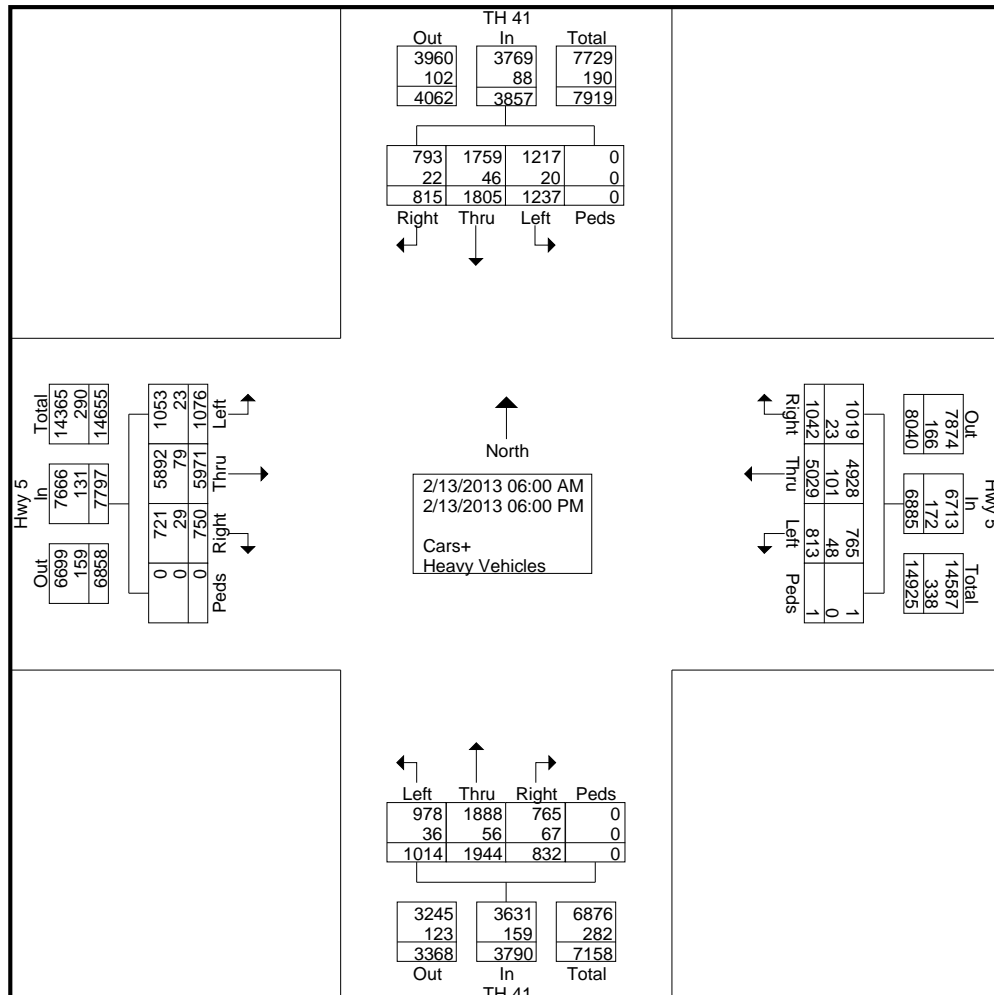
File Name : 30\_Hwy 5 & TH 41  
Site Code : 09281120  
Start Date : 2/13/2013  
Page No : 2

## Groups Printed- Cars+ - Heavy Vehicles

Start Time	TH 41 Southbound					Hwy 5 Westbound					TH 41 Northbound					Hwy 5 Eastbound					Int. Total
	Peds	Left	Thru	Right	App. Total	Peds	Left	Thru	Right	App. Total	Peds	Left	Thru	Right	App. Total	Peds	Left	Thru	Right	App. Total	
04:30 PM	0	28	42	30	100	0	24	257	36	317	0	48	94	22	164	0	17	102	14	133	714
04:45 PM	0	36	63	30	129	0	25	247	55	327	0	63	75	26	164	0	29	109	19	157	777
Total	0	126	257	135	518	0	95	960	206	1261	0	185	306	96	587	0	96	439	52	587	2953
05:00 PM	0	27	44	28	99	0	16	279	72	367	0	54	60	16	130	0	27	124	11	162	758
05:15 PM	0	26	62	33	121	0	23	320	51	394	0	56	112	25	193	0	23	147	8	178	886
05:30 PM	0	31	85	33	149	0	10	256	54	320	0	49	81	9	139	0	32	150	13	195	803
05:45 PM	0	19	62	36	117	0	19	261	49	329	0	31	56	20	107	0	17	131	12	160	713
Total	0	103	253	130	486	0	68	1116	226	1410	0	190	309	70	569	0	99	552	44	695	3160

### \*\*\* BREAK \*\*\*

Grand Total	0	1237	1805	815	3857	1	813	5029	1042	6885	0	1014	1944	832	3790	0	1076	5971	750	7797	22329
Apprch %	0	32.1	46.8	21.1		0	11.8	73	15.1		0	26.8	51.3	22		0	13.8	76.6	9.6		
Total %	0	5.5	8.1	3.6	17.3	0	3.6	22.5	4.7	30.8	0	4.5	8.7	3.7	17	0	4.8	26.7	3.4	34.9	
Cars+	0	1217	1759	793	3769	1	765	4928	1019	6713	0	978	1888	765	3631	0	1053	5892	721	7666	21779
% Cars+	0	98.4	97.5	97.3	97.7	100	94.1	98	97.8	97.5	0	96.4	97.1	91.9	95.8	0	97.9	98.7	96.1	98.3	97.5
Heavy Vehicles	0	20	46	22	88	0	48	101	23	172	0	36	56	67	159	0	23	79	29	131	550
% Heavy Vehicles	0	1.6	2.5	2.7	2.3	0	5.9	2	2.2	2.5	0	3.6	2.9	8.1	4.2	0	2.1	1.3	3.9	1.7	2.5



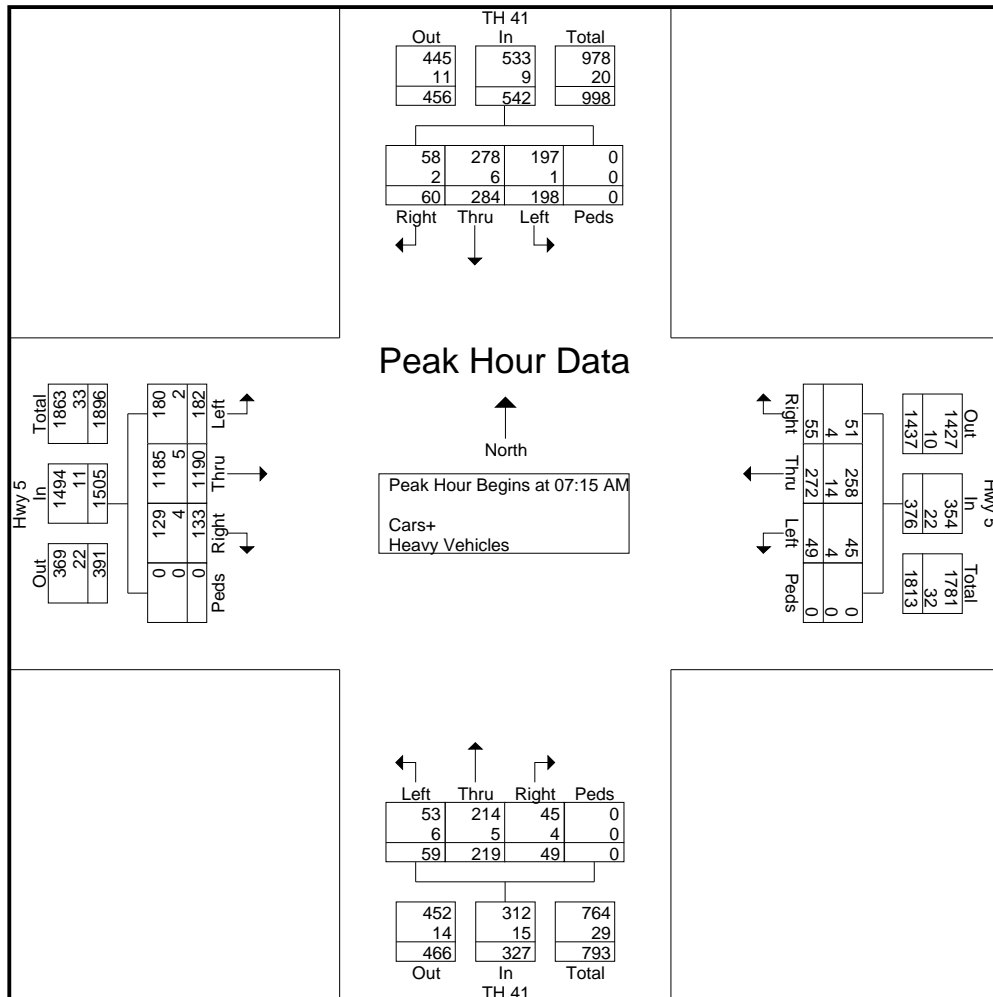
# SRF Consulting Group, Inc.

One Carlson Parkway, Suite 150  
Plymouth, MN 55447-4443

SRF No. 8060: Hwy 5  
Location: Hwy 5/ TH 41  
Weekday Count  
SRF Consulting

File Name : 30\_Hwy 5 & TH 41  
Site Code : 09281120  
Start Date : 2/13/2013  
Page No : 3

Start Time	TH 41 Southbound					Hwy 5 Westbound					TH 41 Northbound					Hwy 5 Eastbound					Int. Total
	Peds	Left	Thru	Right	App. Total	Peds	Left	Thru	Right	App. Total	Peds	Left	Thru	Right	App. Total	Peds	Left	Thru	Right	App. Total	
Peak Hour Analysis From 06:00 AM to 08:45 AM - Peak 1 of 1																					
Peak Hour for Entire Intersection Begins at 07:15 AM																					
07:15 AM	0	39	56	15	110	0	8	<b>78</b>	11	97	0	8	51	8	67	0	<b>57</b>	279	<b>42</b>	378	652
07:30 AM	0	43	<b>85</b>	14	142	0	<b>17</b>	67	15	<b>99</b>	0	17	<b>64</b>	<b>15</b>	<b>96</b>	0	56	281	30	367	704
07:45 AM	0	<b>61</b>	83	<b>17</b>	<b>161</b>	0	13	68	10	91	0	13	62	14	89	0	32	312	38	<b>382</b>	<b>723</b>
08:00 AM	0	55	60	14	129	0	11	59	<b>19</b>	89	0	<b>21</b>	42	12	75	0	37	<b>318</b>	23	378	671
Total Volume	0	198	284	60	542	0	49	272	55	376	0	59	219	49	327	0	182	1190	133	1505	2750
% App. Total	0	36.5	52.4	11.1		0	13	72.3	14.6		0	18	67	15		0	12.1	79.1	8.8		
PHF	.000	.811	.835	.882	.842	.000	.721	.872	.724	.949	.000	.702	.855	.817	.852	.000	.798	.936	.792	.985	.951
Cars+	0	197	278	58	533	0	45	258	51	354	0	53	214	45	312	0	180	1185			
% Cars+	0	99.5	97.9	96.7	98.3	0	91.8	94.9	92.7	94.1	0	89.8	97.7	91.8	95.4	0	98.9	99.6	97.0	99.3	97.9
Heavy Vehicles	0	1	6	2	9	0	4	14	4	22	0	6	5	4	15	0	2	5	4	11	57
% Heavy Vehicles	0	0.5	2.1	3.3	1.7	0	8.2	5.1	7.3	5.9	0	10.2	2.3	8.2	4.6	0	1.1	0.4	3.0	0.7	2.1



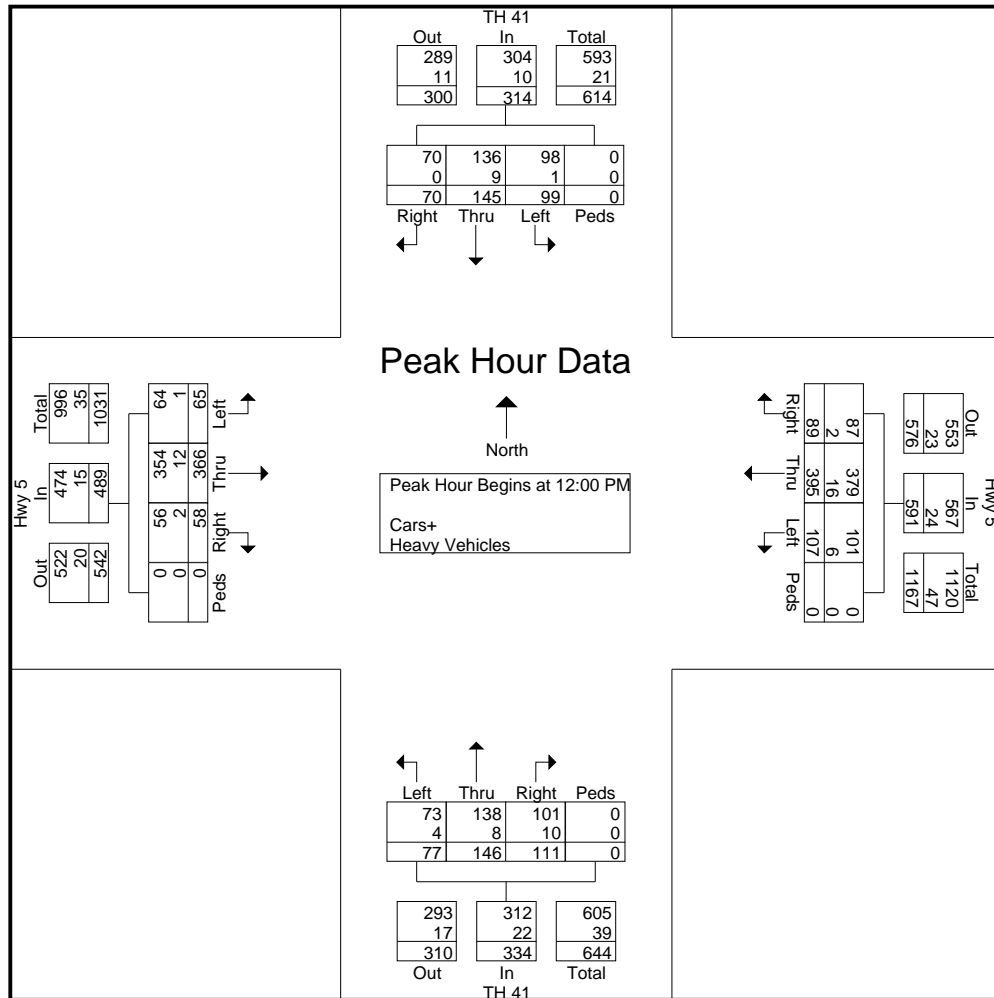
# SRF Consulting Group, Inc.

One Carlson Parkway, Suite 150  
Plymouth, MN 55447-4443

SRF No. 8060: Hwy 5  
Location: Hwy 5/ TH 41  
Weekday Count  
SRF Consulting

File Name : 30\_Hwy 5 & TH 41  
Site Code : 09281120  
Start Date : 2/13/2013  
Page No : 4

Start Time	TH 41 Southbound					Hwy 5 Westbound					TH 41 Northbound					Hwy 5 Eastbound					Int. Total
	Peds	Left	Thru	Right	App. Total	Peds	Left	Thru	Right	App. Total	Peds	Left	Thru	Right	App. Total	Peds	Left	Thru	Right	App. Total	
Peak Hour Analysis From 09:00 AM to 12:45 PM - Peak 1 of 1																					
Peak Hour for Entire Intersection Begins at 12:00 PM																					
12:00 PM	0	17	31	20	68	0	26	88	16	130	0	19	40	27	86	0	19	81	17	117	401
12:15 PM	0	31	39	14	84	0	27	107	19	153	0	20	33	26	79	0	9	97	15	121	437
12:30 PM	0	30	30	11	71	0	32	92	29	153	0	20	40	30	90	0	17	91	10	118	432
12:45 PM	0	21	45	25	91	0	22	108	25	155	0	18	33	28	79	0	20	97	16	133	458
Total Volume	0	99	145	70	314	0	107	395	89	591	0	77	146	111	334	0	65	366	58	489	1728
% App. Total	0	31.5	46.2	22.3		0	18.1	66.8	15.1		0	23.1	43.7	33.2		0	13.3	74.8	11.9		
PHF	.000	.798	.806	.700	.863	.000	.836	.914	.767	.953	.000	.963	.913	.925	.928	.000	.813	.943	.853	.919	.943
Cars+	0	98	136	70	304	0	101	379	87	567	0	73	138	101	312	0	64	354	56	474	1657
% Cars+	0	99.0	93.8	100	96.8	0	94.4	95.9	97.8	95.9	0	94.8	94.5	91.0	93.4	0	98.5	96.7	96.6	96.9	95.9
Heavy Vehicles																					
% Heavy Vehicles	0	1.0	6.2	0	3.2	0	5.6	4.1	2.2	4.1	0	5.2	5.5	9.0	6.6	0	1.5	3.3	3.4	3.1	4.1



# SRF Consulting Group, Inc.

One Carlson Parkway, Suite 150  
Plymouth, MN 55447-4443

SRF No. 8060: Hwy 5  
Location: Hwy 5/ TH 41  
Weekday Count  
SRF Consulting

File Name : 30\_Hwy 5 & TH 41  
Site Code : 09281120  
Start Date : 2/13/2013  
Page No : 5

Start Time	TH 41 Southbound					Hwy 5 Westbound					TH 41 Northbound					Hwy 5 Eastbound					Int. Total
	Peds	Left	Thru	Right	App. Total	Peds	Left	Thru	Right	App. Total	Peds	Left	Thru	Right	App. Total	Peds	Left	Thru	Right	App. Total	
Peak Hour Analysis From 01:00 PM to 04:45 PM - Peak 1 of 1																					
Peak Hour for Entire Intersection Begins at 04:00 PM																					
04:00 PM	0	29	84	41	154	0	23	217	56	296	0	45	69	24	138	0	20	100	10	130	718
04:15 PM	0	33	68	34	135	0	23	239	59	321	0	29	68	24	121	0	30	128	9	167	744
04:30 PM	0	28	42	30	100	0	24	257	36	317	0	48	94	22	164	0	17	102	14	133	714
04:45 PM	0	36	63	30	129	0	25	247	55	327	0	63	75	26	164	0	29	109	19	157	777
Total Volume	0	126	257	135	518	0	95	960	206	1261	0	185	306	96	587	0	96	439	52	587	2953
% App. Total	0	24.3	49.6	26.1		0	7.5	76.1	16.3		0	31.5	52.1	16.4		0	16.4	74.8	8.9		
PHF	.000	.875	.765	.823	.841	.000	.950	.934	.873	.964	.000	.734	.814	.923	.895	.000	.800	.857	.684	.879	.950
Cars+	0	125	253	131	509	0	93	952	205	1250	0	183	300	93	576	0	94	433	48	575	2910
% Cars+	0	99.2	98.4	97.0	98.3	0	97.9	99.2	99.5	99.1	0	98.9	98.0	96.9	98.1	0	97.9	98.6	92.3	98.0	98.5
Heavy Vehicles																					
% Heavy Vehicles	0	0.8	1.6	3.0	1.7	0	2.1	0.8	0.5	0.9	0	1.1	2.0	3.1	1.9	0	2.1	1.4	7.7	2.0	1.5

