

MINNESOTA DEPARTMENT of TRANSPORTATION

Metro District Traffic Engineering

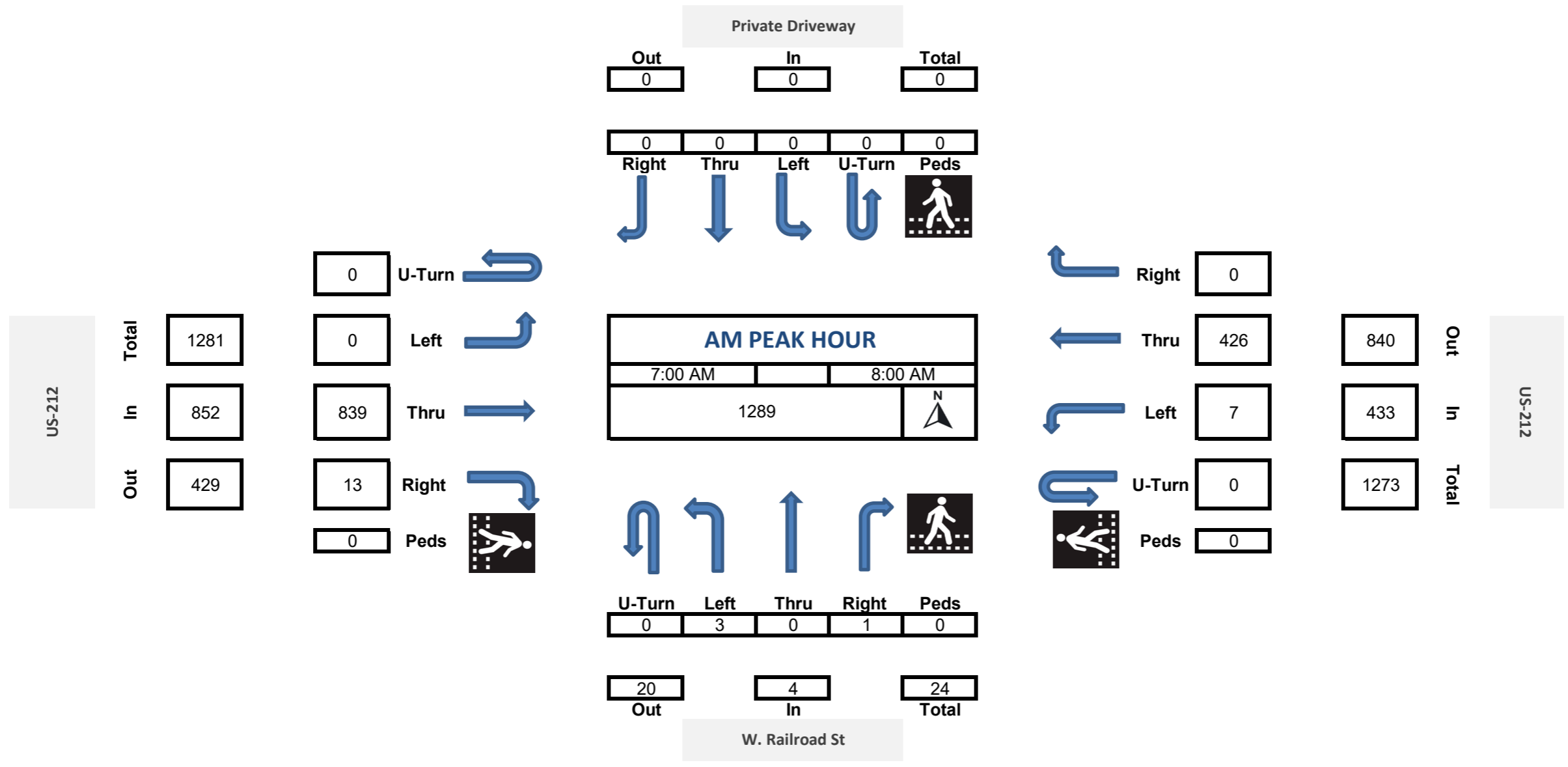
METRO TRAFFIC DATA COLLECTION UNIT

Program Support

TURN MOVEMENT COUNTS






Intersection: US212 at W. Railroad St_2023																										
City: Norwood Young America																										
County:																										
Ref.Pt.:																										
Start Date: 10/10/2023																										
Road Name	Private Driveway	US-212						W. Railroad St						US-212												
Direction	South Bound	West Bound						North Bound						East Bound												
Start Time	U Turns	Left Turns	Straight Through	Right Turns	EB Ped Crossings	WB Ped Crossings	U Turns	Left Turns	Straight Through	Right Turns	NB Ped Crossings	SB Ped Crossings	U Turns	Left Turns	Straight Through	Right Turns	EB Ped Crossings	WB Ped Crossings	U Turns	Left Turns	Straight Through	Right Turns	NB Ped Crossings	SB Ped Crossings	Int. Total	Peds Total
6:00 AM	0	0	0	0	0	0	0	1	53	0	0	0	0	0	0	0	0	0	0	0	140	1	0	0	195	0
6:15 AM	0	0	0	0	0	0	0	0	69	0	0	0	0	0	0	0	0	0	0	0	153	2	0	0	224	0
6:30 AM	0	0	0	0	0	0	0	1	66	0	0	0	0	0	0	0	0	0	0	0	173	1	0	0	241	0
6:45 AM	0	0	0	0	0	0	0	0	88	0	0	0	0	0	0	0	0	0	0	0	195	1	0	0	284	0
Hourly Total	0	0	0	0	0	0	0	2	276	0	0	0	0	0	0	0	0	0	0	0	661	5	0	0	944	0
7:00 AM	0	0	0	0	0	0	0	0	97	0	0	0	0	2	0	0	0	0	0	0	175	1	0	0	275	0
7:15 AM	0	0	0	0	0	0	0	0	115	0	0	0	0	0	0	0	0	0	0	0	211	2	0	0	328	0
7:30 AM	0	0	0	0	0	0	0	2	103	0	0	0	0	0	0	0	0	0	0	0	232	2	0	0	339	0
7:45 AM	0	0	0	0	0	0	0	5	111	0	0	0	0	1	0	1	0	0	0	0	221	8	0	0	347	0
Hourly Total	0	0	0	0	0	0	0	7	426	0	0	0	0	3	0	1	0	0	0	0	839	13	0	0	1289	0
8:00 AM	0	0	0	0	0	0	0	3	119	0	0	0	0	2	0	0	0	0	0	0	141	6	0	0	271	0
8:15 AM	0	0	0	0	0	0	0	2	97	0	0	0	0	1	0	3	0	0	0	0	138	2	0	0	243	0
8:30 AM	0	0	0	0	0	0	0	1	91	0	0	0	0	1	0	2	0	0	0	0	107	0	0	0	202	0
8:45 AM	0	0	0	0	0	0	0	0	126	0	0	0	0	0	0	1	0	0	0	0	99	2	0	0	228	0
Hourly Total	0	0	0	0	0	0	0	6	433	0	0	0	0	4	0	6	0	0	0	0	485	10	0	0	944	0
9:00 AM	0	0	0	0	0	0	0	3	95	0	0	0	0	1	0	2	0	0	0	0	109	3	0	0	213	0
9:15 AM	0	0	0	0	0	0	0	0	90	0	0	0	0	3	0	0	0	0	0	0	98	1	0	0	192	0
9:30 AM	0	0	0	0	0	0	0	0	110	0	0	0	0	1	0	1	0	0	0	0	119	0	0	0	231	0
9:45 AM	0	0	0	0	0	0	0	3	104	0	0	0	0	1	0	1	0	0	0	1	112	0	0	0	222	0
Hourly Total	0	0	0	0	0	0	0	6	399	0	0	0	0	6	0	4	0	0	0	1	438	4	0	0	858	0
10:00 AM	0	0	0	0	0	0	0	2	101	0	0	0	0	1	0	3	0	0	0	0	99	1	0	0	207	0
10:15 AM	0	0	0	0	0	0	1	2	91	0	0	0	0	3	0	2	0	0	0	0	84	1	0	0	184	0
10:30 AM	0	0	0	0	0	0	0	2	84	0	0	0	0	0	0	0	0	0	0	0	89	3	0	0	178	0
10:45 AM	0	0	0	0	0	0	0	0	99	0	0	0	0	2	0	2	0	0	0	0	100	1	0	0	204	0
Hourly Total	0	0	0	0	0	0	1	6	375	0	0	0	0	6	0	7	0	0	0	0	372	6	0	0	773	0
11:00 AM	0	0	0	0	0	0	0	1	95	0	0	0	0	2	0	2	0	0	0	0	93	0	0	0	193	0
11:15 AM	0	0	0	0	0	0	0	1	85	0	0	0	0	0	0	0	0	0	0	0	93	2	0	0	181	0
11:30 AM	0	0	0	0	0	0	0	2	101	0	0	0	0	1	0	2	0	0	0	0	108	3	0	0	217	0
11:45 AM	0	0	0	0	0	1	0	0	123	0	0	0	0	2	0	3	1	1	0	0	102	2	0	0	232	1
Hourly Total	0	0	0	0	1	0	0	4	404	0	0	0	0	5	0	7	1	1	0	0	396	7	0	0	823	1
12:00 PM	0	0	0	0	0	0	1	2	113	1	0	1	0	1	0	1	0	0	0	0	103	1	0	0	223	1
12:15 PM	0	0	0	0	0	0	0	2	92	0	1	0	0	2	0	3	1	1	0	0	124	3	0	0	226	1
12:30 PM	0	1	0	0	0	0	0	4	85	0	0	0	0	1	0	2	0	0	0	0	116	0	0	0	209	0
12:45 PM	0	1	0	0	0	0	0	3	110	0	0	0	0	1	0	1	0	0	0	0	102	1	0	0	219	0
Hourly Total	0	2	0	0	0	0	1	11	400	1	1	1	0	5	0	7	1	1	0	0	445	5	0	0	877	2
1:00 PM	0	0	0	0	0	0	0	3	87	0	0	0	0	4	0	2	0	0	0	0	135	2	0	0	233	0
1:15 PM	0	0	0	0	0	0	0	0	89	0	0	0	0	0	0	0	0	0	1	0	130	0	0	0	220	0
1:30 PM	0	0	0	0	0	0	1	2	107	0	0	0	0	2	0	1	0	0	0	0	110	1	0	0	224	0
1:45 PM	0	0	0	0	0	0	0	0	110	0	0	0	0	1	0	1	0	0	0	0	115	3	0	0	230	0
Hourly Total	0	0	0	0	0	0	1	5	393	0	0	0	0	7	0	4	0	0	1	0	490	6	0	0	907	0
2:00 PM	0	0	0	0	0	0	0	3	98	0	0	0	0	2	0	2	0	0	0	0	97	1	0	0	203	0
2:15 PM	0	0	0	0	0	0	0	4	127	0	0	0	0	1	0	0	0	0	0	0	121	2	0	0	255	0
2:30 PM	0	0	0	0	0	0	0	2	135	0	0	0	0	2	0	7	0	0	0	0	126	2	0	0	274	0
2:45 PM	0	0	0	0	0	0	0	3	157	0	0	0	0	0	0	1	0	0	0	0	110	3	0	0	274	0
Hourly Total	0	0	0	0	0	0	0	12	517	0	0	0	0	5	0	10	0	0	0	0	454	8	0	0	1006	0
3:00 PM	0	0	0	0	0	0	0	0	163	0	0	0	0	4	0	2	0	0	0	0	106	0	0	0	275	0

3:15 PM	0	0	0	0	0	0	0	3	211	1	0	0	0	1	0	1	0	0	0	0	133	1	0	0	351	0
3:30 PM	0	0	0	0	0	0	0	1	187	0	0	0	0	5	0	0	0	0	0	0	111	0	0	0	304	0
3:45 PM	0	0	0	0	0	0	0	1	206	0	0	0	0	2	0	3	0	0	0	0	119	1	0	0	332	0
Hourly Total	0	0	0	0	0	0	0	5	767	1	0	0	0	12	0	6	0	0	0	0	469	2	0	0	1262	0
4:00 PM	0	0	0	0	0	0	0	1	218	0	0	0	0	2	0	2	0	0	0	0	106	1	0	0	330	0
4:15 PM	0	0	0	0	0	0	0	2	230	0	0	0	0	2	0	1	0	0	0	0	119	1	0	0	355	0
4:30 PM	0	0	0	0	0	0	0	3	229	0	0	0	0	2	0	0	0	0	0	0	131	1	0	0	366	0
4:45 PM	0	0	0	0	0	0	0	0	220	0	0	0	0	2	0	1	0	0	0	0	139	1	0	0	363	0
Hourly Total	0	0	0	0	0	0	0	6	897	0	0	0	0	8	0	4	0	0	0	0	495	4	0	0	1414	0
5:00 PM	0	0	0	0	0	0	0	0	216	0	0	0	0	13	0	7	0	0	0	0	98	0	0	0	334	0
5:15 PM	0	0	0	0	0	0	0	0	189	0	0	0	0	6	0	0	0	0	0	0	189	0	0	0	384	0
5:30 PM	0	0	0	0	0	0	0	0	172	0	0	0	0	1	0	1	0	0	0	0	108	0	0	0	282	0
5:45 PM	0	0	0	0	0	0	0	0	210	1	0	0	0	2	0	0	0	0	0	0	100	0	0	0	313	0
Hourly Total	0	0	0	0	0	0	0	0	787	1	0	0	0	22	0	8	0	0	0	0	495	0	0	0	1313	0
TOTAL	0	2	0	0	1	0	3	70	6074	3	1	1	0	83	0	64	2	2	2	0	6039	70	0	0	12410	7
Cars+	0	2	0	0			3	62	5328	3			0	77	0	60			2	0	5321	62				
Trucks	0	0	0	0			0	8	746	0			0	6	0	4			0	0	718	8			1490	
% Trucks	0.0	0.0	0.0	0.0			0.0	11.4	12.3	0.0			0.0	7.2	0.0	6.3			0.0	0.0	11.9	11.4			12.0	









US-212






Total	1436
In	559
Out	877

0	U-Turn	
0	Left	
557	Thru	
2	Right	
0	Peds	

Private Driveway		
Out	In	Total
0	0	0






0	0	0	0	0
Right	Thru	Left	U-Turn	Peds
				

PM PEAK HOUR	
4:30 PM	5:30 PM
1447	
	

				
U-Turn	Left	Thru	Right	Peds
0	23	0	8	0

5	31	36
Out	In	Total

W. Railroad St

	Right	0
	Thru	854
	Left	3
	U-Turn	0
	Peds	0

565	Out
857	In
1422	Total

US-212