



Turning Movement Count

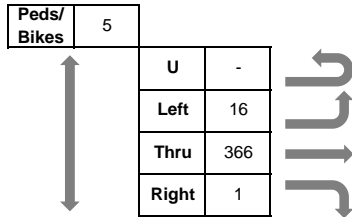
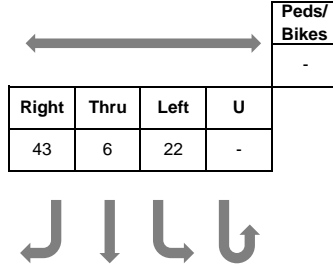
SRF Consulting Group

3701 Wayzata Blvd, Suite 100, Minneapolis, MN 55416

Intersection: 17087 - Shoquist Ln & US 8 - 08-14

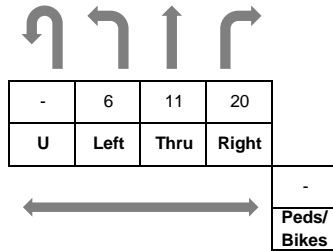
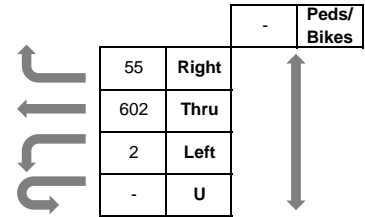
Date: 8/14/2024

| Start Time | US 8 | | | | | US 8 | | | | | Shoquist Lane | | | | | 15 min Veh. Total | 15 min Ped Total | | | | | |
|---------------|------|-----------|------------|----------|------------|------|----------|------------|-----------|------------|---------------|----------|-----------|-----------|------------|-------------------|------------------|----------|-----------|---|--------------|------------|
| | U | L | T | R | W Leg Peds | U | L | T | R | E Leg Peds | U | L | T | R | S Leg Peds | | | U | L | T | R | N Leg Peds |
| 7:15 | - | 6 | 67 | - | - | - | - | 151 | 16 | - | - | 2 | 2 | 5 | - | - | 6 | - | 9 | - | 264 | - |
| 7:30 | - | 2 | 100 | - | 2 | - | - | 161 | 14 | - | - | 2 | 1 | 4 | - | - | 6 | - | 15 | - | 305 | 2 |
| 7:45 | - | 5 | 112 | - | 3 | - | 1 | 147 | 15 | - | - | - | 4 | 2 | - | - | 6 | 1 | 7 | - | 300 | 3 |
| 8:00 | - | 3 | 87 | 1 | - | - | 1 | 143 | 10 | - | - | 2 | 4 | 9 | - | - | 4 | 5 | 12 | - | 281 | - |
| Total | - | 16 | 366 | 1 | 5 | - | 2 | 602 | 55 | - | - | 6 | 11 | 20 | - | - | 22 | 6 | 43 | - | 1,150 | 5 |
| PHF | - | 0.67 | 0.82 | 0.25 | | - | 0.50 | 0.93 | 0.86 | | - | 0.75 | 0.69 | 0.56 | | - | 0.92 | 0.30 | 0.72 | | 0.94 | |
| Trucks | - | 6% | 5% | - | | - | - | 2% | 2% | | - | - | - | - | | - | - | - | 2% | | 3% | |



AM Peak Hour
7:15 to 8:15

Total Vehicles: 1,150



Turning Movement Count

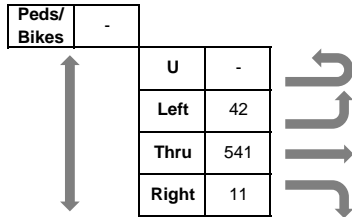
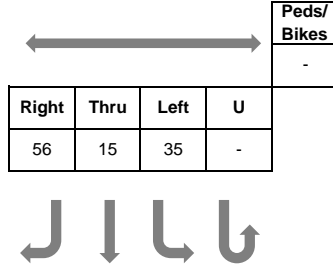
SRF Consulting Group

3701 Wayzata Blvd, Suite 100, Minneapolis, MN 55416

Intersection: 17087 - Shoquist Ln & US 8 - 08-14

Date: 8/14/2024

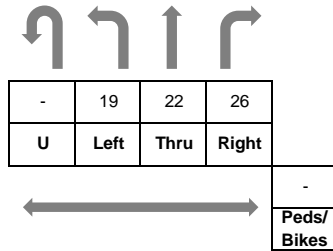
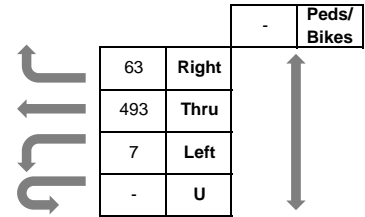
| Start Time | US 8 | | | | | US 8 | | | | | Shoquist Lane | | | | | 15 min Veh. Total | 15 min Ped Total | | | | | |
|---------------|------|-----------|------------|-----------|------------|------|----------|------------|-----------|------------|---------------|-----------|-----------|-----------|------------|-------------------|------------------|-----------|-----------|---|--------------|------------|
| | U | L | T | R | W Leg Peds | U | L | T | R | E Leg Peds | U | L | T | R | S Leg Peds | | | U | L | T | R | N Leg Peds |
| 13:15 | - | 8 | 123 | 1 | - | - | 1 | 116 | 15 | - | - | 3 | 5 | 5 | - | - | 3 | 2 | 14 | - | 296 | - |
| 13:30 | - | 11 | 145 | 3 | - | - | 2 | 117 | 10 | - | - | 8 | 4 | 3 | - | - | 9 | 7 | 13 | - | 332 | - |
| 13:45 | - | 16 | 145 | 5 | - | - | 2 | 128 | 19 | - | - | 3 | 8 | 10 | - | - | 5 | 1 | 18 | - | 360 | - |
| 14:00 | - | 7 | 128 | 2 | - | - | 2 | 132 | 19 | - | - | 5 | 5 | 8 | - | - | 18 | 5 | 11 | - | 342 | - |
| Total | - | 42 | 541 | 11 | - | - | 7 | 493 | 63 | - | - | 19 | 22 | 26 | - | - | 35 | 15 | 56 | - | 1,330 | - |
| PHF | - | 0.66 | 0.93 | 0.55 | - | - | 0.88 | 0.93 | 0.83 | - | - | 0.59 | 0.69 | 0.65 | - | - | 0.49 | 0.54 | 0.78 | - | 0.92 | - |
| Trucks | - | 2% | 2% | - | - | - | 14% | 4% | 2% | - | - | 11% | - | - | - | - | 3% | - | 2% | - | 3% | - |



Midday Peak Hour

13:15 to 14:15

Total Vehicles: 1,330





Turning Movement Count

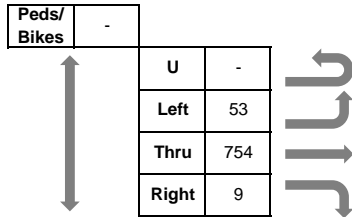
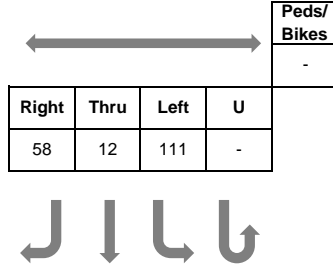
SRF Consulting Group

3701 Wayzata Blvd, Suite 100, Minneapolis, MN 55416

Intersection: 17087 - Shoquist Ln & US 8 - 08-14

Date: 8/14/2024

| Start Time | US 8 EB | | | | | W Leg Peds | US 8 WB | | | | | E Leg Peds | Shoquist Lane NB | | | | | S Leg Peds | Shoquist Lane SB | | | | | N Leg Peds | 15 min Veh. Total | 15 min Ped Total |
|---------------|---------|-----------|------------|----------|---|------------|----------|------------|-----------|---|---|------------|------------------|-----------|---|---|------------|------------|------------------|---|---|---|--------------|------------|-------------------|------------------|
| | U | L | T | R | U | | L | T | R | U | L | | T | R | U | L | T | | R | U | L | T | R | | | |
| 16:15 | - | 14 | 189 | 2 | - | - | 1 | 152 | 13 | - | - | 4 | 10 | 7 | - | - | 22 | 5 | 23 | - | - | - | 442 | - | | |
| 16:30 | - | 14 | 189 | 4 | - | - | 5 | 162 | 19 | - | - | 2 | 5 | 19 | - | - | 34 | 3 | 8 | - | - | - | 464 | - | | |
| 16:45 | - | 12 | 199 | 1 | - | - | - | 160 | 17 | - | - | 3 | 4 | 5 | - | - | 16 | - | 13 | - | - | - | 430 | - | | |
| 17:00 | - | 13 | 177 | 2 | - | - | 3 | 136 | 23 | - | - | 2 | 13 | 14 | - | - | 39 | 4 | 14 | - | - | - | 440 | - | | |
| Total | - | 53 | 754 | 9 | - | - | 9 | 610 | 72 | - | - | 11 | 32 | 45 | - | - | 111 | 12 | 58 | - | - | - | 1,776 | - | | |
| PHF | - | 0.95 | 0.95 | 0.56 | - | - | 0.45 | 0.94 | 0.78 | - | - | 0.69 | 0.62 | 0.59 | - | - | 0.71 | 0.60 | 0.63 | - | - | - | 0.96 | - | | |
| Trucks | - | - | 1% | - | - | - | - | 2% | - | - | - | - | - | - | - | - | - | - | - | - | - | - | 1% | - | | |



PM Peak Hour
16:15 to 17:15

Total Vehicles: 1,776

