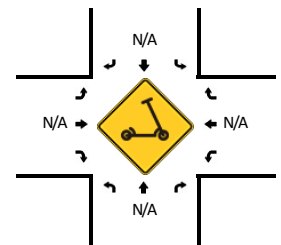
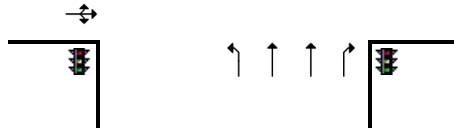
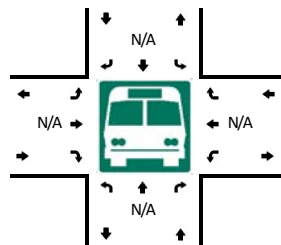
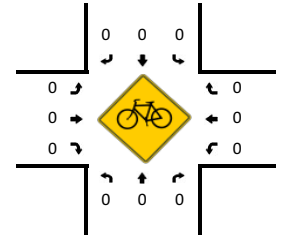
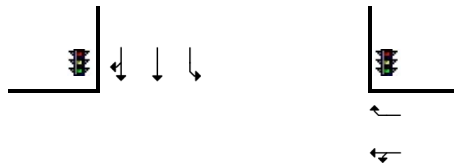
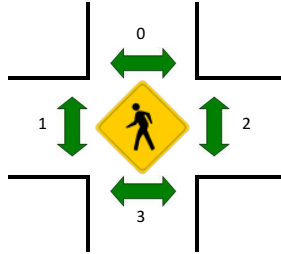
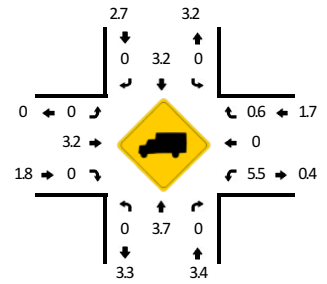
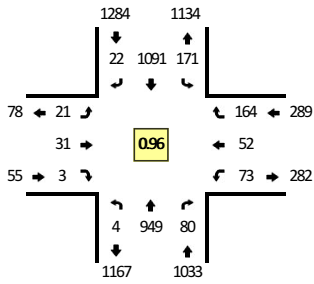


LOCATION: TH 61 -- 10th St
CITY/STATE: Hastings, MN

QC JOB #: 15608713
DATE: Tue, Feb 15 2022

Peak-Hour: 4:30 PM -- 5:30 PM
Peak 15-Min: 4:45 PM -- 5:00 PM



15-Min Count Period Beginning At	TH 61 (Northbound)				TH 61 (Southbound)				10th St (Eastbound)				10th St (Westbound)				Total	Hourly Totals
	Left	Thru	Right	U	Left	Thru	Right	U	Left	Thru	Right	U	Left	Thru	Right	U		
6:00 AM	1	152	4	0	9	102	0	0	4	2	0	0	4	1	16	0	295	
6:15 AM	0	175	12	0	23	116	0	0	7	1	0	0	6	2	27	0	369	
6:30 AM	0	224	7	0	17	134	1	0	4	4	1	0	12	3	25	0	432	
6:45 AM	1	175	14	0	17	131	0	1	5	2	0	0	10	5	20	0	381	1477
7:00 AM	1	236	9	0	19	152	2	0	2	1	0	0	8	4	22	0	456	1638
7:15 AM	0	231	12	0	34	179	0	0	7	1	0	0	22	10	22	0	518	1787
7:30 AM	5	247	23	0	29	191	1	0	5	6	0	0	21	25	23	0	576	1931
7:45 AM	0	231	22	1	37	197	3	0	8	10	0	0	26	10	17	0	562	2112
8:00 AM	1	154	19	0	20	161	0	0	6	5	0	0	15	14	17	0	412	2068
8:15 AM	1	176	21	0	33	151	1	0	4	3	0	0	15	9	12	0	426	1976
8:30 AM	1	158	12	0	27	129	0	0	7	4	0	0	34	20	30	0	422	1822
8:45 AM	0	163	19	0	23	140	1	0	3	3	1	0	6	5	18	0	382	1642
9:00 AM	0	145	8	0	25	140	2	1	2	6	0	0	11	5	17	0	362	1592
9:15 AM	0	145	15	0	27	126	1	0	3	0	0	0	4	5	15	0	341	1507
9:30 AM	1	138	11	0	30	163	1	0	2	4	0	0	8	4	15	0	377	1462
9:45 AM	0	147	13	0	31	124	0	0	2	3	2	0	6	4	16	0	348	1428
10:00 AM	0	148	14	0	22	117	3	0	4	3	0	0	13	5	13	0	342	1408
10:15 AM	0	153	12	0	19	150	2	0	2	4	2	0	14	11	16	0	385	1452
10:30 AM	1	140	14	0	37	154	0	0	0	1	1	0	5	7	20	0	380	1455
10:45 AM	0	132	11	0	23	156	0	0	3	4	1	0	10	3	14	0	357	1464
11:00 AM	0	157	9	1	22	127	5	0	8	2	0	0	11	11	21	0	374	1496
11:15 AM	0	158	14	0	25	171	1	0	3	3	1	0	16	13	18	0	423	1534
11:30 AM	0	158	12	0	14	139	5	0	4	3	0	0	19	6	23	0	383	1537
11:45 AM	2	150	12	0	27	151	2	0	4	2	0	0	12	10	15	0	387	1567
12:00 PM	1	164	17	0	21	164	1	0	1	4	1	0	19	14	19	0	426	1619
12:15 PM	0	159	23	0	34	167	7	0	2	6	2	0	22	14	25	0	461	1657
12:30 PM	0	152	13	0	25	174	4	0	4	5	0	0	19	9	20	0	425	1699
12:45 PM	0	152	21	0	23	174	5	0	4	5	0	0	16	8	22	0	430	1742
1:00 PM	0	164	19	0	27	152	3	0	2	4	0	0	16	4	21	0	412	1728
1:15 PM	2	160	10	1	23	162	4	0	3	3	0	0	7	5	16	0	396	1663
1:30 PM	0	190	16	0	33	144	2	0	0	1	2	0	10	4	30	0	432	1670
1:45 PM	0	164	9	0	27	162	4	0	4	6	1	0	12	9	26	0	424	1664
2:00 PM	0	160	16	0	36	197	9	0	1	3	2	0	12	11	21	0	468	1720
2:15 PM	1	189	23	0	27	194	5	0	6	10	2	0	12	17	36	0	522	1846
2:30 PM	0	212	15	0	38	205	3	0	5	3	3	0	26	21	30	0	561	1975
2:45 PM	0	201	19	0	39	233	6	0	7	7	2	0	15	13	24	0	566	2117
3:00 PM	1	265	24	0	27	239	5	0	2	4	0	0	13	10	27	0	617	2266
3:15 PM	1	246	19	0	32	243	1	0	2	3	2	0	13	19	44	0	625	2369
3:30 PM	0	202	14	0	32	224	6	0	11	10	1	0	32	17	57	0	606	2414

15-Min Count Period Beginning At	TH 61 (Northbound)				TH 61 (Southbound)				10th St (Eastbound)				10th St (Westbound)				Total	Hourly Totals
	Left	Thru	Right	U	Left	Thru	Right	U	Left	Thru	Right	U	Left	Thru	Right	U		
3:45 PM	0	199	24	0	35	277	2	0	4	4	3	0	19	13	49	0	629	2477
4:00 PM	1	232	17	0	31	244	3	0	4	8	1	0	24	20	35	0	620	2480
4:15 PM	1	219	19	0	35	276	2	0	10	4	1	0	16	12	39	0	634	2489
4:30 PM	4	248	16	0	29	246	6	0	10	9	0	0	17	17	52	0	654	2537
4:45 PM	0	245	25	0	43	285	4	0	3	10	0	0	23	10	47	0	695	2603
5:00 PM	0	220	20	0	48	285	10	0	7	4	2	0	22	10	33	0	661	2644
5:15 PM	0	236	19	0	51	275	2	0	1	8	1	0	11	15	32	0	651	2661
5:30 PM	0	211	16	0	37	192	2	0	12	7	1	0	27	11	45	0	561	2568
5:45 PM	1	161	11	1	20	205	2	0	5	3	0	0	12	8	34	0	463	2336
6:00 PM	0	175	19	0	31	161	6	0	5	2	1	0	24	11	27	0	462	2137
6:15 PM	1	137	14	0	31	168	3	0	1	8	0	0	16	10	34	0	423	1909
6:30 PM	0	134	14	0	19	143	1	0	2	5	0	0	11	8	27	0	364	1712
6:45 PM	0	118	5	1	21	145	2	0	2	4	0	0	8	5	16	0	327	1576
Peak 15-Min Flowrates	Northbound				Southbound				Eastbound				Westbound				Total	
	Left	Thru	Right	U	Left	Thru	Right	U	Left	Thru	Right	U	Left	Thru	Right	U		
All Vehicles	0	980	100	0	172	1140	16	0	12	40	0	0	92	40	188	0	2780	
Heavy Trucks	0	44	0		0	36	0		0	0	0		4	0	0		84	
Buses																		
Pedestrians		4				0				4				0			8	
Bicycles	0	0	0		0	0	0		0	0	0		0	0	0		0	
Scoters																		
<i>Comments:</i>																		

Report generated on 3/8/2022 8:21 AM

SOURCE: Quality Counts, LLC (<http://www.qualitycounts.net>) 1-877-580-2212