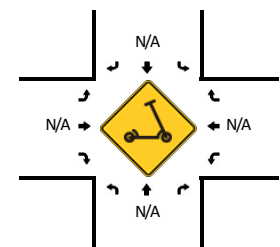
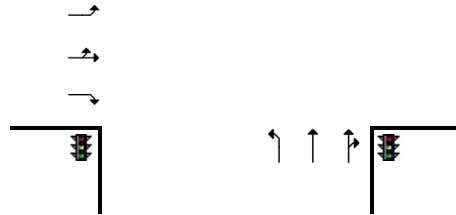
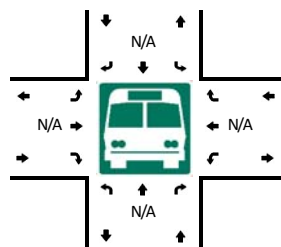
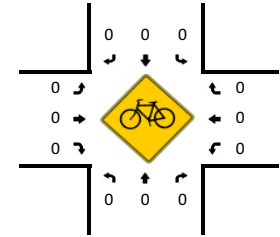
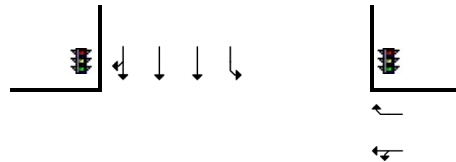
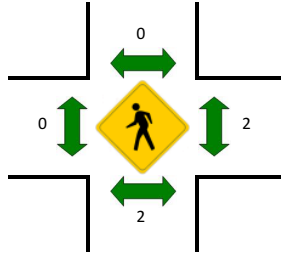
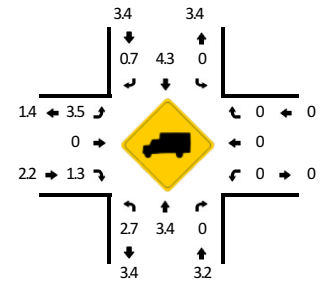
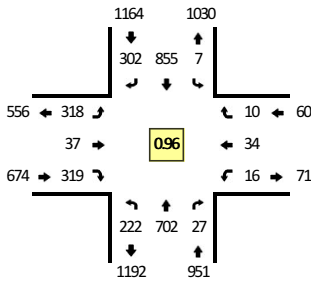


LOCATION: TH 61 -- Hwy 55
CITY/STATE: Hastings, MN

QC JOB #: 15608715
DATE: Tue, Feb 15 2022

Peak-Hour: 4:30 PM -- 5:30 PM
Peak 15-Min: 4:45 PM -- 5:00 PM



15-Min Count Period Beginning At	TH 61 (Northbound)				TH 61 (Southbound)				Hwy 55 (Eastbound)				Hwy 55 (Westbound)				Total	Hourly Totals
	Left	Thru	Right	U	Left	Thru	Right	U	Left	Thru	Right	U	Left	Thru	Right	U		
6:00 AM	28	136	0	1	0	75	31	0	22	0	10	0	0	0	3	0	306	
6:15 AM	35	146	0	0	0	81	42	0	34	1	14	0	0	2	0	0	355	
6:30 AM	42	205	0	0	0	99	47	0	30	1	23	0	0	2	0	0	449	
6:45 AM	49	158	1	0	0	108	34	0	31	2	28	1	1	2	0	0	415	1525
7:00 AM	58	195	1	0	0	101	57	0	43	2	24	0	1	2	0	0	484	1703
7:15 AM	86	185	0	0	0	115	81	0	59	4	27	0	0	5	0	0	562	1910
7:30 AM	138	208	3	0	1	121	94	0	64	4	46	0	0	11	0	0	690	2151
7:45 AM	67	162	3	0	0	157	73	0	92	9	63	0	1	5	1	0	633	2369
8:00 AM	44	125	4	0	2	122	52	0	53	3	26	0	0	1	2	0	434	2319
8:15 AM	37	151	2	0	0	126	37	0	40	1	19	0	3	5	2	0	423	2180
8:30 AM	37	121	4	0	0	123	42	0	46	4	18	0	0	5	1	0	401	1891
8:45 AM	51	125	2	0	0	112	39	0	52	4	38	0	2	7	3	0	435	1693
9:00 AM	43	116	0	0	1	120	26	0	35	1	31	0	1	3	1	0	378	1637
9:15 AM	35	114	1	0	0	92	36	0	47	5	33	0	0	5	1	0	369	1583
9:30 AM	34	106	3	0	4	142	31	0	37	4	42	0	1	2	2	0	408	1590
9:45 AM	34	109	2	0	3	102	28	0	44	4	34	0	1	2	4	0	367	1522
10:00 AM	43	120	2	0	0	90	41	0	43	2	36	0	2	3	3	0	385	1529
10:15 AM	42	121	7	0	3	120	41	0	45	4	46	0	5	5	2	0	441	1601
10:30 AM	48	101	5	0	4	119	40	0	44	4	25	0	3	2	2	0	397	1590
10:45 AM	45	95	6	0	1	117	49	0	45	5	42	0	1	2	1	0	409	1632
11:00 AM	34	118	4	0	0	104	31	0	46	2	47	0	2	3	2	0	393	1640
11:15 AM	42	117	5	0	1	141	51	0	52	5	53	0	3	3	1	0	474	1673
11:30 AM	39	114	5	1	3	110	43	0	51	5	62	1	6	1	3	0	444	1720
11:45 AM	54	117	5	1	3	115	45	1	44	10	56	0	5	5	3	0	464	1775
12:00 PM	60	123	2	2	0	143	39	0	58	7	64	0	4	3	5	0	510	1892
12:15 PM	52	122	8	0	1	139	54	0	51	1	49	0	5	4	3	0	489	1907
12:30 PM	47	106	7	0	2	151	36	0	56	5	59	0	5	3	3	0	480	1943
12:45 PM	43	109	5	0	3	150	42	0	58	4	49	0	3	4	1	0	471	1950
1:00 PM	42	125	2	0	0	129	40	0	56	3	45	0	3	2	1	0	448	1888
1:15 PM	47	123	2	0	2	125	42	0	46	3	32	0	8	5	3	0	438	1837
1:30 PM	49	155	8	0	1	116	41	0	47	6	50	0	5	4	4	0	486	1843
1:45 PM	49	122	3	1	2	123	50	0	52	5	62	0	0	3	0	0	472	1844
2:00 PM	54	108	4	0	1	156	54	0	63	6	50	0	2	5	5	0	508	1904
2:15 PM	64	157	2	0	0	158	48	0	65	3	61	0	3	3	0	0	564	2030
2:30 PM	37	143	5	0	3	180	52	0	79	10	81	0	2	10	1	0	603	2147
2:45 PM	54	123	10	0	1	178	68	0	91	11	96	0	6	6	2	0	646	2321
3:00 PM	62	219	5	0	3	205	44	1	63	8	57	0	5	5	3	0	680	2493
3:15 PM	59	182	7	1	5	193	60	0	80	3	79	0	0	9	5	0	683	2612
3:30 PM	55	139	12	0	1	192	62	0	75	12	73	0	5	13	2	0	641	2650

15-Min Count Period Beginning At	TH 61 (Northbound)				TH 61 (Southbound)				Hwy 55 (Eastbound)				Hwy 55 (Westbound)				Total	Hourly Totals
	Left	Thru	Right	U	Left	Thru	Right	U	Left	Thru	Right	U	Left	Thru	Right	U		
3:45 PM	41	147	12	0	7	222	79	0	69	12	74	0	8	5	6	0	682	2686
4:00 PM	49	164	5	0	1	192	63	0	87	5	95	0	6	5	6	0	678	2684
4:15 PM	39	148	5	0	1	232	70	0	80	6	65	0	5	5	5	0	661	2662
4:30 PM	59	181	3	1	0	178	77	0	89	10	85	0	3	7	1	0	694	2715
4:45 PM	45	183	11	0	3	229	86	0	82	13	81	0	5	5	2	0	745	2778
5:00 PM	49	163	8	0	2	216	80	0	75	5	80	0	5	13	5	0	701	2801
5:15 PM	67	175	5	1	2	232	59	0	72	9	73	0	3	9	2	0	709	2849
5:30 PM	54	156	6	0	2	145	60	0	74	11	80	0	7	3	3	0	601	2756
5:45 PM	34	110	6	1	3	193	40	0	49	6	77	0	6	8	3	0	536	2547
6:00 PM	44	131	6	0	1	148	39	0	56	9	50	0	3	5	5	0	497	2343
6:15 PM	47	109	11	0	2	136	40	0	45	6	56	1	8	3	1	0	465	2099
6:30 PM	22	105	4	0	2	122	33	0	39	2	55	0	6	7	1	0	398	1896
6:45 PM	47	82	9	2	2	125	28	0	39	6	39	0	7	0	2	0	388	1748
Peak 15-Min Flowrates	Northbound				Southbound				Eastbound				Westbound				Total	
	Left	Thru	Right	U	Left	Thru	Right	U	Left	Thru	Right	U	Left	Thru	Right	U		
All Vehicles	180	732	44	0	12	916	344	0	328	52	324	0	20	20	8	0	2980	
Heavy Trucks	8	28	0		0	40	0		20	0	0		0	0	0		96	
Buses																	0	
Pedestrians		0				0				0				0			0	
Bicycles	0	0	0		0	0	0		0	0	0		0	0	0		0	
Scoters																	0	
<i>Comments:</i>																		

Report generated on 3/8/2022 8:21 AM

SOURCE: Quality Counts, LLC (<http://www.qualitycounts.net>) 1-877-580-2212