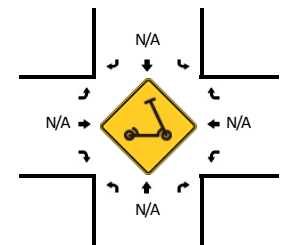
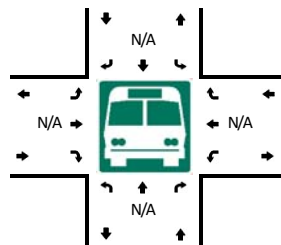
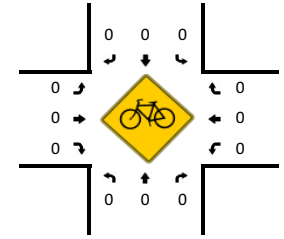
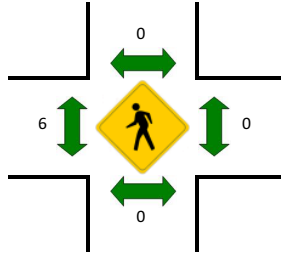
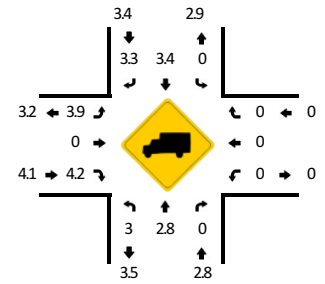
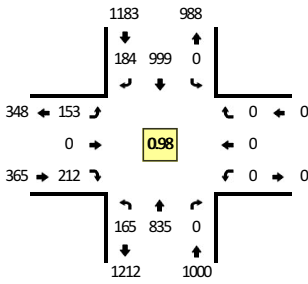


LOCATION: TH 61 -- CSAH 47
CITY/STATE: Hastings, MN

QC JOB #: 15608731
DATE: Tue, Feb 15 2022

Peak-Hour: 4:30 PM -- 5:30 PM
Peak 15-Min: 5:00 PM -- 5:15 PM



15-Min Count Period Beginning At	TH 61 (Northbound)				TH 61 (Southbound)				CSAH 47 (Eastbound)				CSAH 47 (Westbound)				Total	Hourly Totals
	Left	Thru	Right	U	Left	Thru	Right	U	Left	Thru	Right	U	Left	Thru	Right	U		
6:00 AM	17	130	0	0	0	51	25	0	20	0	17	0	0	0	0	0	260	
6:15 AM	20	133	0	0	0	72	23	0	33	0	18	0	0	0	0	0	299	
6:30 AM	26	170	0	0	0	95	30	0	43	0	24	0	0	0	0	0	388	
6:45 AM	21	170	0	0	0	119	20	0	45	0	21	0	0	0	0	0	396	1343
7:00 AM	36	232	0	0	0	112	33	0	42	0	22	0	0	0	0	0	477	1560
7:15 AM	31	245	0	0	0	105	42	0	55	0	18	0	0	0	0	0	496	1757
7:30 AM	33	290	0	0	0	140	34	0	45	0	19	0	0	0	0	0	561	1930
7:45 AM	33	191	0	0	0	181	34	0	29	0	38	0	0	0	0	0	506	2040
8:00 AM	19	135	0	0	0	127	36	0	23	0	27	0	0	0	0	0	367	1930
8:15 AM	21	175	0	0	0	105	32	0	20	0	24	0	0	0	0	0	377	1811
8:30 AM	25	156	0	0	0	112	38	0	27	0	30	0	0	0	0	0	388	1638
8:45 AM	22	130	0	0	0	119	20	0	31	0	34	0	0	0	0	0	356	1488
9:00 AM	22	143	0	0	0	107	20	0	21	0	21	0	0	0	0	0	334	1455
9:15 AM	19	118	0	0	0	107	18	0	26	0	24	0	0	0	0	0	312	1390
9:30 AM	20	113	0	0	0	134	17	0	21	0	14	0	0	0	0	0	319	1321
9:45 AM	12	118	0	0	0	115	34	0	23	0	24	0	0	0	0	0	326	1291
10:00 AM	21	151	0	0	0	99	19	0	20	0	22	0	0	0	0	0	332	1289
10:15 AM	19	118	0	0	0	125	23	0	20	0	14	0	0	0	0	0	319	1296
10:30 AM	15	134	0	0	0	126	13	0	15	0	18	0	0	0	0	0	321	1298
10:45 AM	19	126	0	0	0	117	28	0	24	0	29	0	0	0	0	0	343	1315
11:00 AM	18	144	0	0	0	128	24	0	16	0	18	0	0	0	0	0	348	1331
11:15 AM	23	144	0	0	0	143	27	0	24	0	19	0	0	0	0	0	380	1392
11:30 AM	17	152	0	0	0	154	21	0	22	0	23	0	0	0	0	0	389	1460
11:45 AM	16	141	0	0	0	150	17	0	16	0	31	0	0	0	0	0	371	1488
12:00 PM	29	160	0	0	0	162	27	0	25	0	22	0	0	0	0	0	425	1565
12:15 PM	19	158	0	0	0	136	31	0	18	0	20	0	0	0	0	0	382	1567
12:30 PM	23	141	0	0	0	177	28	1	27	0	34	0	0	0	0	0	431	1609
12:45 PM	18	127	0	0	0	146	22	0	23	0	23	0	0	0	0	0	359	1597
1:00 PM	26	154	0	0	0	137	35	0	26	0	36	0	0	0	0	0	414	1586
1:15 PM	17	117	0	0	0	127	27	0	24	0	41	0	0	0	0	0	353	1557
1:30 PM	32	184	0	0	0	158	27	0	33	0	32	0	0	0	0	0	466	1592
1:45 PM	19	155	0	0	0	159	21	0	25	0	28	0	0	0	0	0	407	1640
2:00 PM	38	165	0	0	0	142	25	0	20	0	25	0	0	0	0	0	415	1641
2:15 PM	24	199	0	0	0	188	34	0	32	0	35	0	0	0	0	0	512	1800
2:30 PM	28	144	0	1	0	213	27	0	26	0	44	0	0	0	0	0	483	1817
2:45 PM	36	158	0	0	0	252	34	0	33	0	64	0	0	0	0	0	577	1987
3:00 PM	36	249	0	0	0	207	41	0	28	0	36	0	0	0	0	0	597	2169
3:15 PM	30	190	0	0	0	210	42	0	46	0	38	0	0	0	0	0	556	2213
3:30 PM	22	182	0	0	0	233	40	0	36	0	33	0	0	0	0	0	546	2276

15-Min Count Period Beginning At	TH 61 (Northbound)				TH 61 (Southbound)				CSAH 47 (Eastbound)				CSAH 47 (Westbound)				Total	Hourly Totals
	Left	Thru	Right	U	Left	Thru	Right	U	Left	Thru	Right	U	Left	Thru	Right	U		
3:45 PM	34	164	0	0	0	226	54	0	33	0	50	0	0	0	0	0	561	2260
4:00 PM	36	180	0	0	0	261	42	0	36	0	49	0	0	0	0	0	604	2267
4:15 PM	50	190	0	0	0	215	50	0	32	0	50	0	0	0	0	0	587	2298
4:30 PM	36	227	0	1	0	238	38	0	50	0	43	0	0	0	0	0	633	2385
4:45 PM	44	194	0	0	0	248	52	0	33	0	66	0	0	0	0	0	637	2461
5:00 PM	49	208	0	0	0	245	56	0	39	0	52	0	0	0	0	0	649	2506
5:15 PM	35	206	0	0	0	268	38	0	31	0	51	0	0	0	0	0	629	2548
5:30 PM	36	182	0	0	0	198	32	0	41	0	47	0	0	0	0	0	536	2451
5:45 PM	19	134	0	0	0	259	25	0	27	0	51	0	0	0	0	0	515	2329
6:00 PM	30	172	0	0	0	196	26	0	30	0	41	0	0	0	0	0	495	2175
6:15 PM	21	139	0	0	0	166	25	0	28	0	44	0	0	0	0	0	423	1969
6:30 PM	22	117	0	0	0	157	30	0	26	0	25	0	0	0	0	0	377	1810
6:45 PM	18	101	0	0	0	149	19	0	24	0	27	0	0	0	0	0	338	1633
Peak 15-Min Flowrates	Northbound				Southbound				Eastbound				Westbound				Total	
	Left	Thru	Right	U	Left	Thru	Right	U	Left	Thru	Right	U	Left	Thru	Right	U		
All Vehicles	196	832	0	0	0	980	224	0	156	0	208	0	0	0	0	0	2596	
Heavy Trucks	0	20	0	0	0	44	12	0	4	0	16	0	0	0	0	0	96	
Buses																		
Pedestrians		0				0				4				0			4	
Bicycles	0	0	0		0	0	0		0	0	0		0	0	0		0	
Scoters																		
<i>Comments:</i>																		

Report generated on 3/8/2022 8:21 AM

SOURCE: Quality Counts, LLC (<http://www.qualitycounts.net>) 1-877-580-2212