

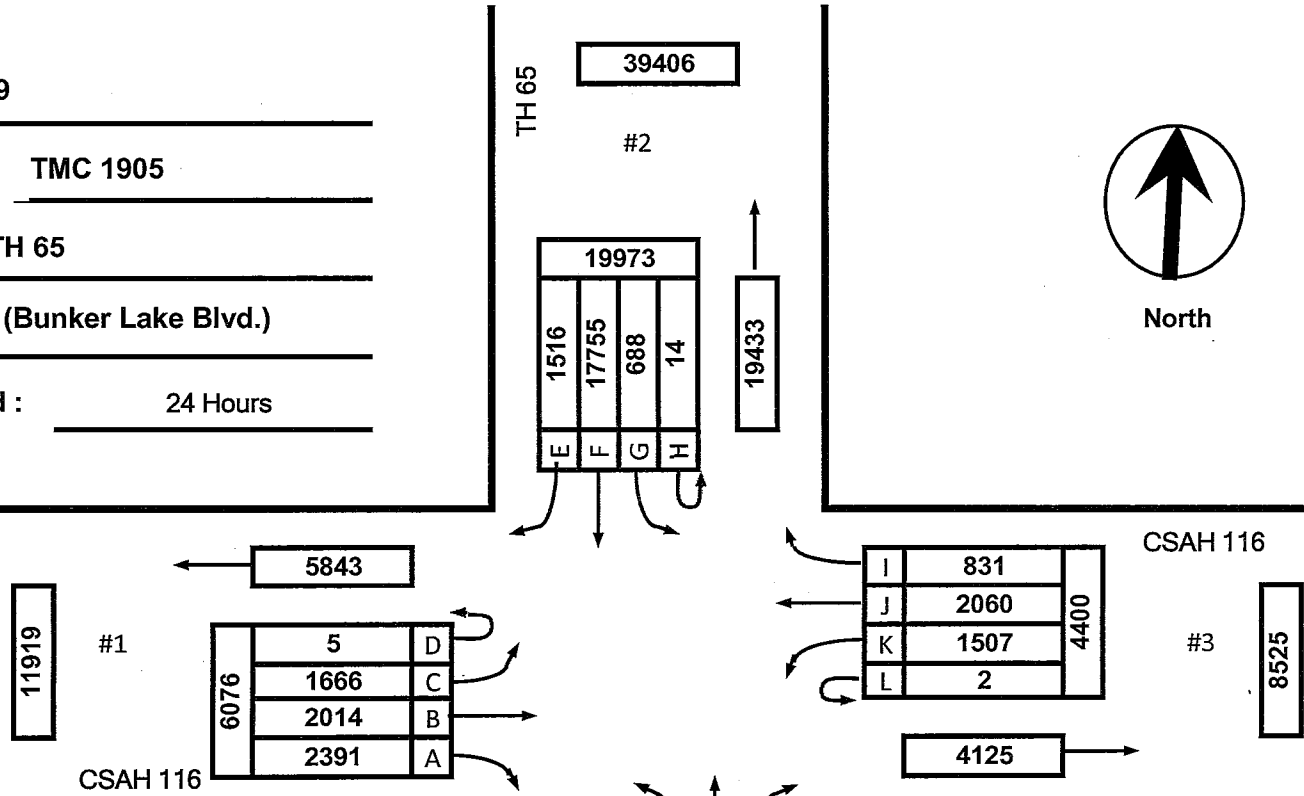

Date : 03/20/19

Count Number : TMC 1905

Location : TH 65

@ CSAH 116 (Bunker Lake Blvd.)

Collection Period : 24 Hours



EXISTING LANES OF APPROACH				
	RIGHT TURN LANE	LEFT TURN LANE	THRU LANES	TOTAL
#1	1	1	1	3
#2	1	1	2	4
#3	1	1	1	3
#4	1	2	2	5

Anoka County Highway Department
 Traffic Volume and Turning
 Movement Study

Date : 03/20/19

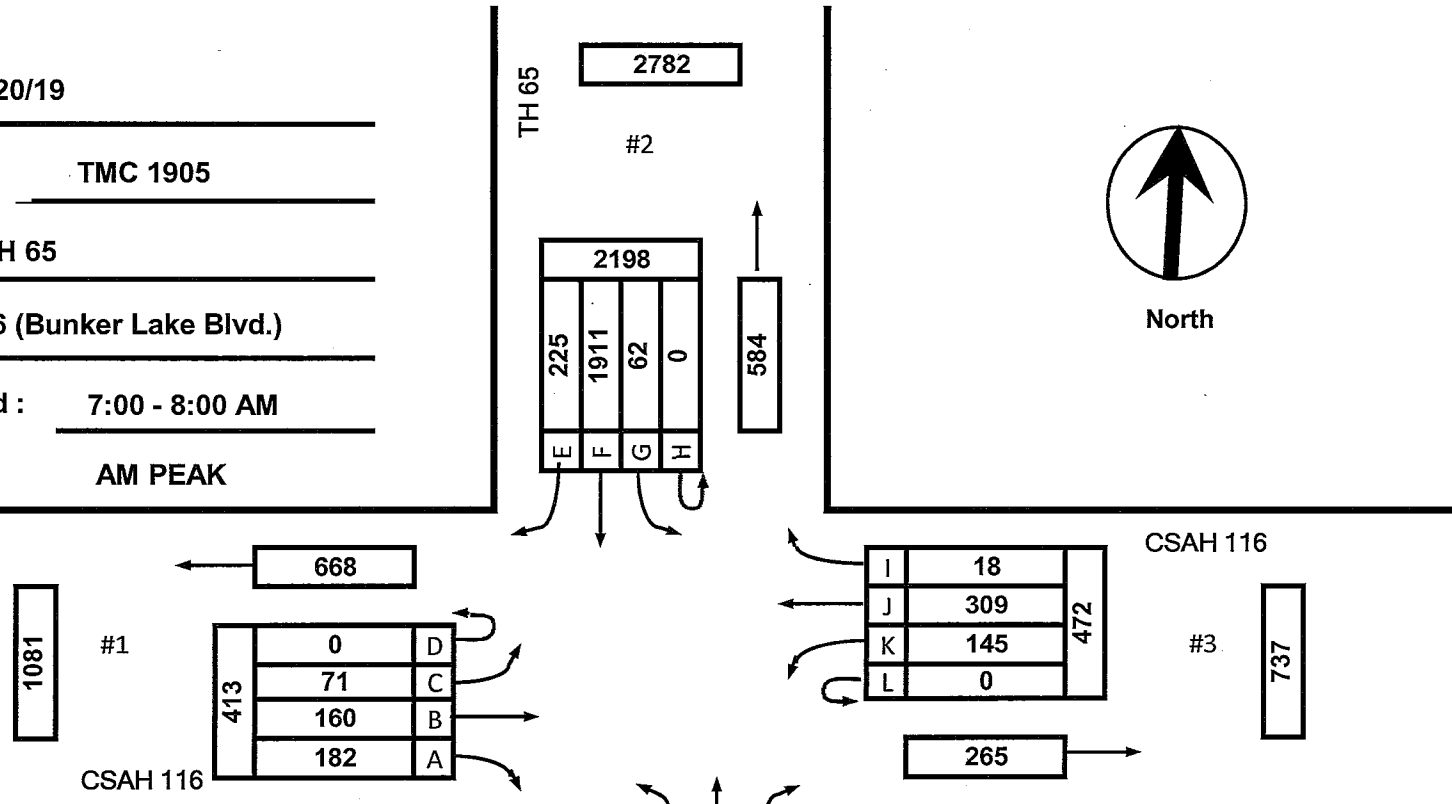

Count Number : TMC 1905

Location : TH 65

@ CSAH 116 (Bunker Lake Blvd.)

Collection Period : 7:00 - 8:00 AM

AM PEAK



CSAH 116

413	0	D
	71	C
	160	B
	182	A

CSAH 116

I	18	472
J	309	
K	145	
L	0	

TH 65

2249	P	O	N	M
	11	134	495	43
	683			
	2932			

EXISTING LANES OF APPROACH				
	RIGHT TURN LANE	LEFT TURN LANE	THRU LANES	TOTAL
#1	1	1	1	3
#2	1	1	2	4
#3	1	1	1	3
#4	1	2	2	5

Anoka County Highway Department
 Traffic Volume and Turning
 Movement Study

Date : 03/20/19

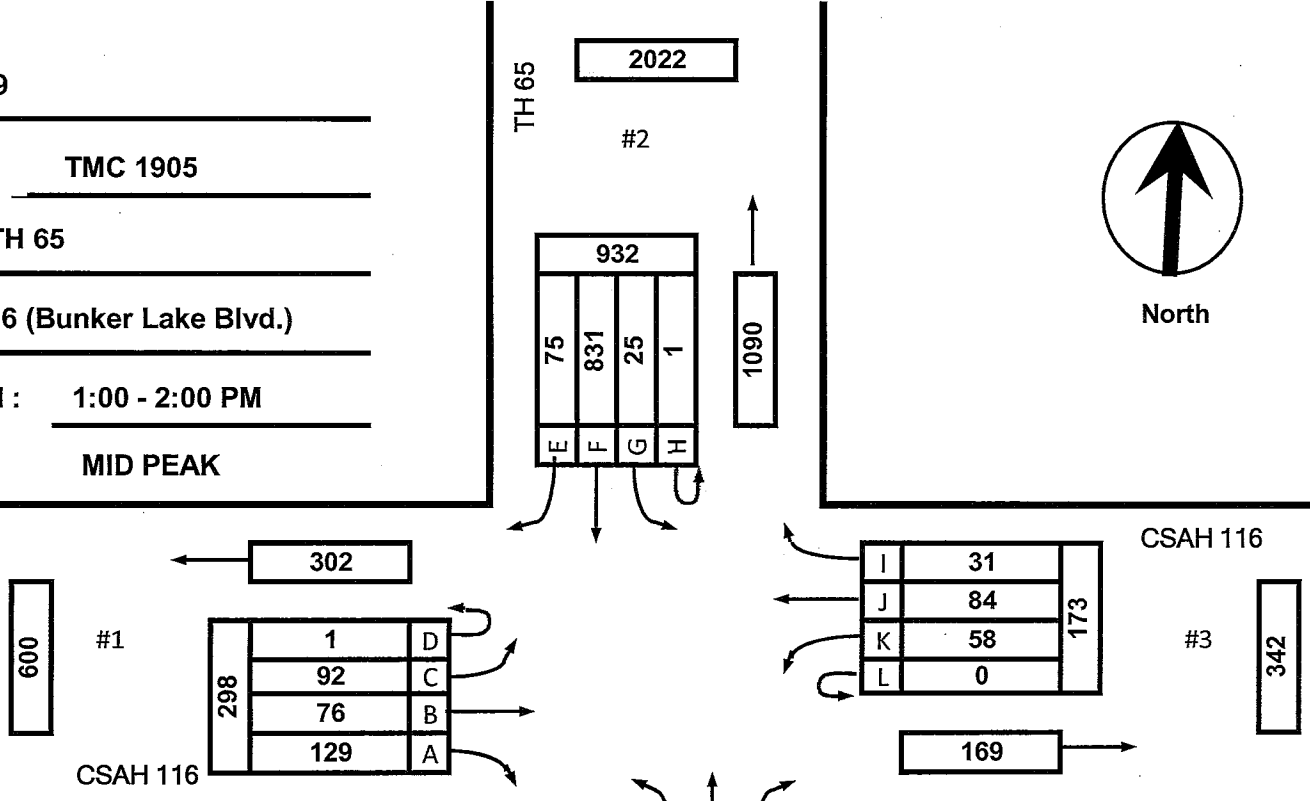

Count Number : TMC 1905

Location : TH 65

@ CSAH 116 (Bunker Lake Blvd.)

Collection Period : 1:00 - 2:00 PM

MID PEAK



600

#1

CSAH 116

1	D
92	C
76	B
129	A

TH 65

2022

#2

75	F
831	E
25	G
1	H

1090

CSAH 116

#3

31	I
84	J
58	K
0	L

342

169

EXISTING LANES OF APPROACH

	RIGHT TURN LANE	LEFT TURN LANE	THRU LANES	TOTAL
#1	1	1	1	3
#2	1	1	2	4
#3	1	1	1	3
#4	1	2	2	5

TH 65

1030

12	P
142	O
966	N
68	M

1188

#4

2218

Anoka County Highway Department

Traffic Volume and Turning

Movement Study

Date : 03/20/19


Count Number : TMC 1905

Location : TH 65

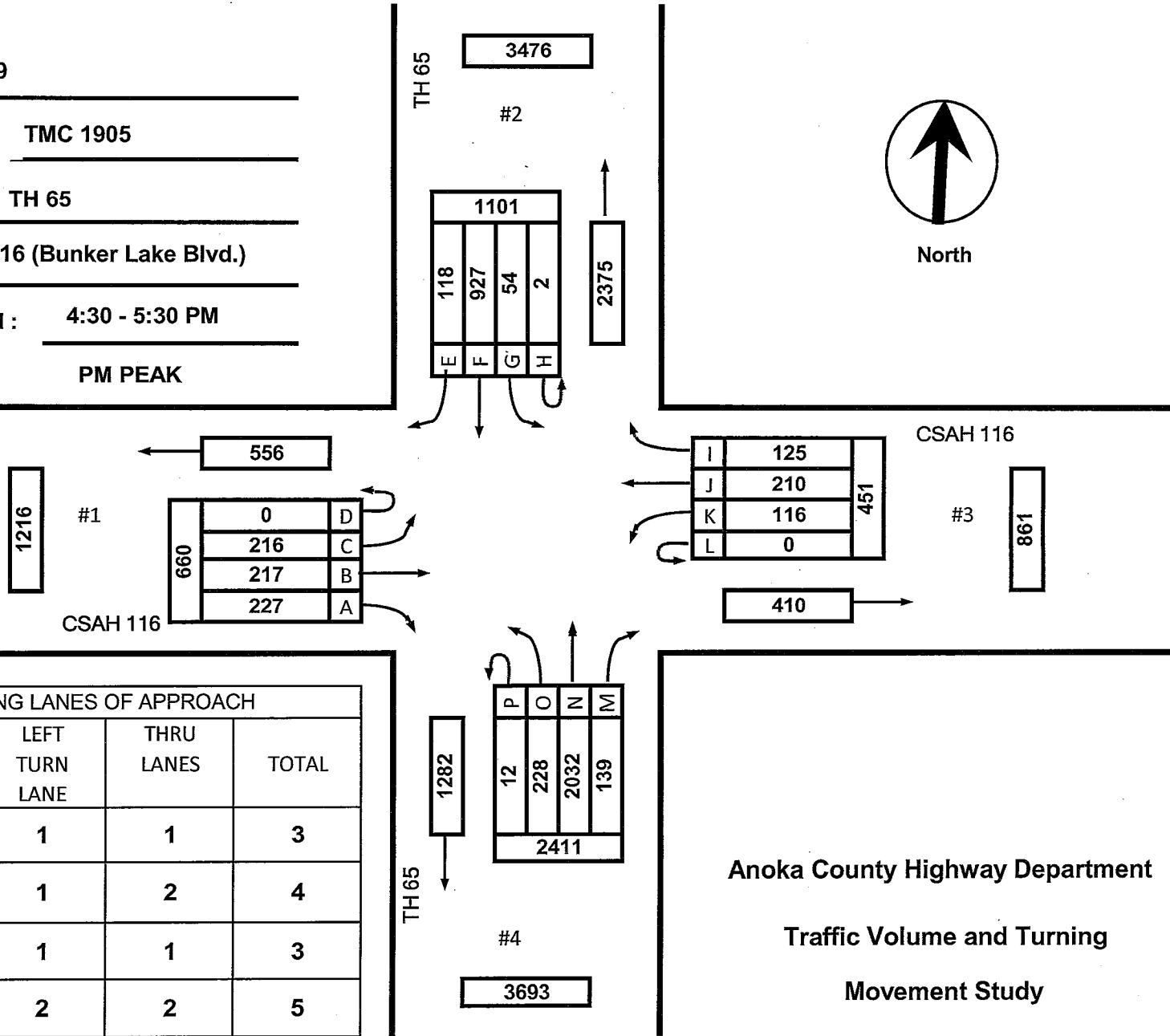
@ CSAH 116 (Bunker Lake Blvd.)

Collection Period : 4:30 - 5:30 PM

PM PEAK



North



EXISTING LANES OF APPROACH

	RIGHT TURN LANE	LEFT TURN LANE	THRU LANES	TOTAL
#1	1	1	1	3
#2	1	1	2	4
#3	1	1	1	3
#4	1	2	2	5

Anoka County Highway Department

Traffic Volume and Turning

Movement Study



Anoka County Highway Department

Traffic Engineering Section

Traffic Volume and Turning Movement Study

Weather: Warm & Sunny
 CountCam 200
 Study Conducted By: Logan/Andrea

File Name : TMC 1905 Total
 Site Code :
 Start Date : 03/20/2019
 Page No : 1

Groups Printed- Cars + - Trucks

Start Time	TH 65 Southbound						CSAH 116 Westbound						TH 65 Northbound						CSAH 116 Eastbound						Exclu. Total	Inclu. Total	Int. Total
	UTrn	Left	Thru	Right	Peds	App. Total	UTrn	Left	Thru	Right	Peds	App. Total	UTrn	Left	Thru	Right	Peds	App. Total	UTrn	Left	Thru	Right	Peds	App. Total			
00:00	0	0	16	0	0	16	0	0	2	3	0	5	0	5	39	6	0	50	0	2	3	5	0	10	0	81	81
00:15	0	0	11	0	0	11	0	0	0	0	0	0	2	4	34	1	0	41	0	1	3	1	0	5	0	57	57
00:30	0	0	16	4	0	20	0	3	0	0	0	3	0	2	27	0	0	29	0	3	0	1	0	4	0	56	56
00:45	0	1	12	1	0	14	0	1	0	0	0	1	0	3	32	2	0	37	0	2	1	0	0	3	0	55	55
Total	0	1	55	5	0	61	0	4	2	3	0	9	2	14	132	9	0	157	0	8	7	7	0	22	0	249	249
01:00	0	1	4	0	0	5	0	0	1	1	0	2	0	2	26	3	0	31	0	0	0	3	0	3	0	41	41
01:15	0	0	13	1	0	14	0	0	0	0	0	0	0	2	32	1	0	35	0	0	0	1	0	1	0	50	50
01:30	0	0	10	0	0	10	0	0	0	0	0	0	2	2	32	1	0	37	0	0	0	1	0	1	0	48	48
01:45	0	0	7	0	0	7	0	0	0	0	0	0	0	1	13	1	0	15	0	1	1	0	0	2	0	24	24
Total	0	1	34	1	0	36	0	0	1	1	0	2	2	7	103	6	0	118	0	1	1	5	0	7	0	163	163
02:00	0	1	17	0	0	18	0	1	0	0	0	1	0	2	18	0	0	20	0	0	1	0	0	1	0	40	40
02:15	0	0	17	0	0	17	0	1	0	0	0	1	1	1	26	2	0	30	0	0	2	0	0	2	0	50	50
02:30	0	0	21	0	0	21	0	0	1	0	0	1	0	0	17	1	0	18	0	1	0	2	0	3	0	43	43
02:45	0	1	12	0	0	13	0	0	0	1	0	1	0	0	10	0	0	10	0	1	0	1	0	2	0	26	26
Total	0	2	67	0	0	69	0	2	1	1	0	4	1	3	71	3	0	78	0	2	3	3	0	8	0	159	159
03:00	0	0	34	0	0	34	0	1	0	1	0	2	0	1	6	0	0	7	0	0	1	2	0	3	0	46	46
03:15	0	0	42	1	0	43	0	1	1	1	0	3	0	1	11	1	0	13	0	1	0	2	0	3	0	62	62
03:30	0	0	55	3	0	58	0	2	0	0	0	2	0	1	14	0	0	15	0	0	1	2	0	3	0	78	78
03:45	0	0	44	1	0	45	0	2	0	0	0	2	0	1	7	2	0	10	1	2	0	1	0	4	0	61	61
Total	0	0	175	5	0	180	0	6	1	2	0	9	0	4	38	3	0	45	1	3	2	7	0	13	0	247	247
04:00	0	2	102	2	0	106	0	2	1	0	0	3	1	0	12	2	0	15	0	1	2	5	0	8	0	132	132
04:15	0	3	134	0	0	137	0	2	3	0	0	5	2	1	20	0	0	23	0	0	0	2	0	2	0	167	167
04:30	0	4	177	3	0	184	0	2	3	0	0	5	1	6	16	3	0	26	0	0	4	10	0	14	0	229	229
04:45	0	2	212	4	0	218	0	6	3	0	0	9	0	2	21	0	0	23	0	0	1	3	0	4	0	254	254
Total	0	11	625	9	0	645	0	12	10	0	0	22	4	9	69	5	0	87	0	1	7	20	0	28	0	782	782
05:00	0	3	283	12	0	298	0	8	4	0	0	12	1	7	18	0	0	26	0	3	4	8	0	15	0	351	351
05:15	0	3	417	10	0	430	0	6	7	2	0	15	0	6	36	1	0	43	0	6	7	16	0	29	0	517	517
05:30	0	6	423	18	0	447	0	21	14	3	0	38	0	11	57	1	0	69	0	3	12	20	0	35	0	589	589
05:45	0	8	452	19	0	479	0	14	10	4	0	28	2	14	52	3	0	71	0	5	8	21	0	34	0	612	612
Total	0	20	1575	59	0	1654	0	49	35	9	0	93	3	38	163	5	0	209	0	17	31	65	0	113	0	2069	2069



Anoka County Highway Department

Traffic Engineering Section

Traffic Volume and Turning Movement Study

Weather: Warm & Sunny
 CountCam 200
 Study Conducted By: Logan/Andrea

File Name : TMC 1905 Total
 Site Code :
 Start Date : 03/20/2019
 Page No : 2

Groups Printed- Cars + - Trucks

Start Time	TH 65 Southbound						CSAH 116 Westbound						TH 65 Northbound						CSAH 116 Eastbound						Exclu. Total	Inclu. Total	Int. Total
	UTrn	Left	Thru	Right	Peds	App. Total	UTrn	Left	Thru	Right	Peds	App. Total	UTrn	Left	Thru	Right	Peds	App. Total	UTrn	Left	Thru	Right	Peds	App. Total			
06:00	0	4	478	18	0	500	0	10	9	0	0	19	1	11	48	2	0	62	0	10	3	25	0	38	0	619	619
06:15	1	9	529	12	0	551	0	23	13	0	0	36	1	13	81	3	0	98	0	7	21	24	0	52	0	737	737
06:30	0	16	582	22	0	620	0	21	24	2	0	47	1	23	124	12	0	160	0	16	20	35	0	71	0	898	898
06:45	0	16	468	32	0	516	0	29	40	9	0	78	1	25	102	13	0	141	0	12	25	40	0	77	0	812	812
Total	1	45	2057	84	0	2187	0	83	86	11	0	180	4	72	355	30	0	461	0	45	69	124	0	238	0	3066	3066
07:00	0	15	458	51	0	524	0	33	63	1	0	97	4	21	103	10	0	138	0	13	36	42	0	91	0	850	850
07:15	0	21	527	93	0	641	0	38	107	5	0	150	2	39	125	8	0	174	0	15	35	40	0	90	0	1055	1055
07:30	0	13	474	49	0	536	0	33	84	7	0	124	2	39	131	17	0	189	0	17	45	42	0	104	0	953	953
07:45	0	13	452	32	0	497	0	41	55	5	0	101	3	35	136	8	0	182	0	26	44	58	0	128	0	908	908
Total	0	62	1911	225	0	2198	0	145	309	18	0	472	11	134	495	43	0	683	0	71	160	182	0	413	0	3766	3766
08:00	1	12	412	34	0	459	0	26	38	8	0	72	2	11	116	17	0	146	0	23	27	60	0	110	0	787	787
08:15	0	10	377	21	0	408	0	25	22	10	0	57	5	9	143	10	0	167	0	20	37	34	0	91	0	723	723
08:30	0	12	338	13	0	363	0	31	22	4	0	57	4	21	142	19	0	186	0	17	28	44	0	89	0	695	695
08:45	0	19	328	12	0	359	0	27	20	3	0	50	2	23	139	18	0	182	0	18	26	42	0	86	0	677	677
Total	1	53	1455	80	0	1589	0	109	102	25	0	236	13	64	540	64	0	681	0	78	118	180	0	376	0	2882	2882
09:00	0	10	279	21	0	310	0	28	24	11	0	63	3	27	144	19	0	193	0	20	19	34	0	73	0	639	639
09:15	1	12	303	25	0	341	0	21	26	10	0	57	1	28	148	22	0	199	0	15	14	31	0	60	0	657	657
09:30	0	8	242	21	0	271	0	26	27	3	0	56	1	26	164	12	0	203	0	19	23	39	0	81	0	611	611
09:45	0	6	223	16	0	245	0	25	25	12	0	62	1	20	128	19	0	168	0	10	14	26	0	50	0	525	525
Total	1	36	1047	83	0	1167	0	100	102	36	0	238	6	101	584	72	0	763	0	64	70	130	0	264	0	2432	2432
10:00	1	9	240	18	0	268	0	24	26	10	0	60	6	22	138	15	0	181	0	12	14	29	0	55	0	564	564
10:15	1	10	235	22	0	268	0	30	22	8	0	60	3	28	176	23	0	230	0	14	15	40	0	69	0	627	627
10:30	0	7	210	17	0	234	0	29	25	9	0	63	3	18	151	15	0	187	0	16	29	32	0	77	0	561	561
10:45	0	7	226	15	0	248	0	17	18	6	0	41	3	30	135	21	0	189	0	19	20	36	0	75	0	553	553
Total	2	33	911	72	0	1018	0	100	91	33	0	224	15	98	600	74	0	787	0	61	78	137	0	276	0	2305	2305
11:00	0	8	203	23	0	234	0	19	20	17	0	56	2	24	191	14	0	231	0	14	19	33	0	66	0	587	587
11:15	1	4	173	15	0	193	0	20	29	11	0	60	4	37	188	23	0	252	0	12	21	39	0	72	0	577	577
11:30	1	11	230	28	0	270	0	22	24	7	0	53	4	27	172	16	0	219	0	21	28	50	0	99	0	641	641
11:45	0	9	197	14	0	220	0	20	26	8	0	54	2	44	179	29	0	254	0	17	26	41	0	84	0	612	612
Total	2	32	803	80	0	917	0	81	99	43	0	223	12	132	730	82	0	956	0	64	94	163	0	321	0	2417	2417
12:00	0	10	197	19	0	226	0	25	26	13	0	64	4	32	203	23	0	262	0	24	20	35	0	79	0	631	631
12:15	0	5	209	31	0	245	0	27	16	14	0	57	6	28	209	25	0	268	0	24	26	31	0	81	0	651	651
12:30	0	10	218	20	0	248	1	16	19	9	0	45	4	24	203	26	0	257	0	18	20	34	0	72	0	622	622



Anoka County Highway Department

Traffic Engineering Section

Traffic Volume and Turning Movement Study

Weather: Warm & Sunny
 CountCam 200
 Study Conducted By: Logan/Andrea

File Name : TMC 1905 Total
 Site Code :
 Start Date : 03/20/2019
 Page No : 3

Groups Printed- Cars + - Trucks

Start Time	TH 65 Southbound						CSAH 116 Westbound						TH 65 Northbound						CSAH 116 Eastbound						Exclu. Total	Inclu. Total	Int. Total
	UTrn	Left	Thru	Right	Peds	App. Total	UTrn	Left	Thru	Right	Peds	App. Total	UTrn	Left	Thru	Right	Peds	App. Total	UTrn	Left	Thru	Right	Peds	App. Total			
12:45	0	11	177	26	0	214	0	22	17	9	0	48	4	33	219	14	0	270	0	24	26	46	0	96	0	628	628
Total	0	36	801	96	0	933	1	90	78	45	0	214	18	117	834	88	0	1057	0	90	92	146	0	328	0	2532	2532
13:00	0	4	199	25	0	228	0	12	22	6	0	40	3	36	217	11	0	267	0	19	15	34	0	68	0	603	603
13:15	1	7	190	15	0	213	0	16	19	5	0	40	8	39	245	20	0	312	0	20	21	23	0	64	0	629	629
13:30	0	5	242	17	0	264	0	18	22	9	0	49	0	34	242	21	0	297	0	21	22	38	0	81	0	691	691
13:45	0	9	200	18	0	227	0	12	21	11	0	44	1	33	262	16	0	312	1	32	18	34	0	85	0	668	668
Total	1	25	831	75	0	932	0	58	84	31	0	173	12	142	966	68	0	1188	1	92	76	129	0	298	0	2591	2591
14:00	0	10	201	25	0	236	0	23	24	6	0	53	3	33	287	24	0	347	0	37	32	30	0	99	0	735	735
14:15	0	11	221	28	0	260	0	15	26	16	0	57	5	41	291	23	0	360	0	42	32	36	0	110	0	787	787
14:30	0	7	196	30	0	233	0	28	50	9	0	87	3	43	368	31	0	445	0	60	70	48	0	178	0	943	943
14:45	2	8	212	25	0	247	0	26	35	18	0	79	5	45	401	22	0	473	0	31	44	35	0	110	0	909	909
Total	2	36	830	108	0	976	0	92	135	49	0	276	16	162	1347	100	0	1625	0	170	178	149	0	497	0	3374	3374
15:00	0	15	186	21	0	222	0	23	34	24	0	81	4	40	413	40	0	497	0	37	41	39	0	117	0	917	917
15:15	0	14	162	26	0	202	1	20	46	12	0	79	4	33	402	25	0	464	1	48	60	34	0	143	0	888	888
15:30	0	12	228	32	0	272	0	28	29	25	0	82	3	49	510	35	0	597	0	53	37	50	0	140	0	1091	1091
15:45	0	11	192	13	0	216	0	25	56	22	0	103	6	33	455	31	0	525	0	50	55	45	0	150	0	994	994
Total	0	52	768	92	0	912	1	96	165	83	0	345	17	155	1780	131	0	2083	1	188	193	168	0	550	0	3890	3890
16:00	0	14	242	24	0	280	0	22	42	32	0	96	2	65	523	34	0	624	0	43	32	49	0	124	0	1124	1124
16:15	0	15	188	31	0	234	0	21	60	42	0	123	4	34	444	19	0	501	0	55	72	38	0	165	0	1023	1023
16:30	1	15	288	43	0	347	0	23	43	24	0	90	0	51	559	31	0	641	0	62	60	65	0	187	0	1265	1265
16:45	1	16	189	23	0	229	0	28	54	38	0	120	4	57	483	34	0	578	0	55	67	66	0	188	0	1115	1115
Total	2	60	907	121	0	1090	0	94	199	136	0	429	10	207	2009	118	0	2344	0	215	231	218	0	664	0	4527	4527
17:00	0	13	247	23	0	283	0	29	45	28	0	102	5	69	544	40	0	658	0	51	32	52	0	135	0	1178	1178
17:15	0	10	203	29	0	242	0	36	68	35	0	139	3	51	446	34	0	534	0	48	58	44	0	150	0	1065	1065
17:30	0	17	235	25	0	277	0	20	46	21	0	87	4	54	474	38	0	570	0	31	38	51	0	120	0	1054	1054
17:45	1	12	173	6	0	192	0	42	46	29	0	117	2	53	398	28	0	481	0	40	44	31	0	115	0	905	905
Total	1	52	858	83	0	994	0	127	205	113	0	445	14	227	1862	140	0	2243	0	170	172	178	0	520	0	4202	4202
18:00	0	14	190	27	0	231	0	26	35	24	0	85	7	49	396	30	0	482	0	34	24	37	0	95	0	893	893
18:15	1	20	180	21	0	222	0	28	47	15	0	90	4	49	326	34	0	413	0	23	50	37	0	110	0	835	835
18:30	0	13	142	26	0	181	0	19	29	11	0	59	4	46	305	34	0	389	0	28	40	28	0	96	0	725	725
18:45	0	23	154	23	0	200	0	21	37	18	0	76	4	35	235	29	0	303	0	25	46	17	0	88	0	667	667
Total	1	70	666	97	0	834	0	94	148	68	0	310	19	179	1262	127	0	1587	0	110	160	119	0	389	0	3120	3120



Anoka County Highway Department

Traffic Engineering Section

Traffic Volume and Turning Movement Study

Weather: Warm & Sunny
 CountCam 200
 Study Conducted By: Logan/Andrea

File Name : TMC 1905 Total
 Site Code :
 Start Date : 03/20/2019
 Page No : 4

Groups Printed- Cars + - Trucks

Start Time	TH 65 Southbound						CSAH 116 Westbound						TH 65 Northbound						CSAH 116 Eastbound						Exclu. Total	Inclu. Total	Int. Total			
	UTrn	Left	Thru	Right	Peds	App. Total	UTrn	Left	Thru	Right	Peds	App. Total	UTrn	Left	Thru	Right	Peds	App. Total	UTrn	Left	Thru	Right	Peds	App. Total						
19:00	0	13	139	19	0	171	0	12	27	13	0	52	9	56	260	38	0	363	0	18	21	24	0	63	0	649	649			
19:15	0	4	124	14	0	142	0	9	20	7	0	36	4	31	237	22	0	294	0	15	25	19	0	59	0	531	531			
19:30	0	9	93	10	0	112	0	22	23	11	0	56	4	31	232	16	0	283	1	15	23	26	0	65	0	516	516			
19:45	0	5	108	13	0	126	0	8	11	11	0	30	6	30	232	24	0	292	0	10	21	22	0	53	0	501	501			
Total	0	31	464	56	0	551	0	51	81	42	0	174	23	148	961	100	0	1232	1	58	90	91	0	240	0	2197	2197			
20:00	0	4	105	16	0	125	0	14	12	3	0	29	4	26	227	15	0	272	0	18	20	18	0	56	0	482	482			
20:15	0	0	110	12	0	122	0	9	10	9	0	28	1	23	219	18	0	261	0	16	26	19	0	61	0	472	472			
20:30	0	7	88	8	0	103	0	12	7	10	0	29	1	29	152	12	0	194	0	21	22	15	0	58	0	384	384			
20:45	0	2	88	6	0	96	0	21	29	23	0	73	0	25	196	15	0	236	1	5	12	19	0	37	0	442	442			
Total	0	13	391	42	0	446	0	56	58	45	0	159	6	103	794	60	0	963	1	60	80	71	0	212	0	1780	1780			
21:00	0	4	89	10	0	103	0	23	19	11	0	53	0	33	178	18	0	229	0	16	24	16	0	56	0	441	441			
21:15	0	2	88	11	0	101	0	9	13	8	0	30	2	20	166	15	0	203	0	19	15	24	0	58	0	392	392			
21:30	0	1	71	5	0	77	0	6	10	3	0	19	0	15	124	13	0	152	0	9	9	15	0	33	0	281	281			
21:45	0	1	54	3	0	58	0	8	3	3	0	14	2	14	113	6	0	135	0	9	11	7	0	27	0	234	234			
Total	0	8	302	29	0	339	0	46	45	25	0	116	4	82	581	52	0	719	0	53	59	62	0	174	0	1348	1348			
22:00	0	1	49	3	0	53	0	3	2	2	0	7	1	12	111	9	0	133	0	8	12	8	0	28	0	221	221			
22:15	0	4	36	3	0	43	0	3	5	1	0	9	3	12	133	10	0	158	0	10	12	5	0	27	0	237	237			
22:30	0	1	34	3	0	38	0	2	5	1	0	8	0	11	104	3	0	118	0	8	5	4	0	17	0	181	181			
22:45	0	1	28	2	0	31	0	1	2	2	0	5	3	8	68	2	0	81	0	9	5	3	0	17	0	134	134			
Total	0	7	147	11	0	165	0	9	14	6	0	29	7	43	416	24	0	490	0	35	34	20	0	89	0	773	773			
23:00	0	0	26	0	0	26	0	3	3	0	0	6	3	8	65	8	0	84	0	2	5	5	0	12	0	128	128			
23:15	0	1	19	2	0	22	0	0	5	3	0	8	3	6	82	2	0	93	0	5	2	5	0	12	0	135	135			
23:30	0	0	14	0	0	14	0	0	1	3	0	4	2	3	59	2	0	66	0	2	1	3	0	6	0	90	90			
23:45	0	1	16	1	0	18	0	0	0	0	0	0	0	4	24	5	0	33	0	1	1	4	0	6	0	57	57			
Total	0	2	75	3	0	80	0	3	9	6	0	18	8	21	230	17	0	276	0	10	9	17	0	36	0	410	410			
Grand Total	14	688	17755	1516	0	19973	2	1507	2060	831	0	4400	227	2262	16922	1421	0	20832	5	1666	2014	2391	0	6076	0	51281	51281			
Apprch %	0.1	3.4	88.9	7.6			0	34.2	46.8	18.9			1.1	10.9	81.2	6.8			0.1	27.4	33.1	39.4								
Total %	0	1.3	34.6	3		38.9	0	2.9	4	1.6		8.6	0.4	4.4	33	2.8		40.6	0	3.2	3.9	4.7		11.8	0	100				
Cars +	12	666	17089	1430		19197	2	1423	1981	802		4208	222	2202	16423	1351		20198	5	1593	1946	2321		5865	0	0	49468			
% Cars +	85.7	96.8	96.2	94.3	0	96.1	100	94.4	96.2	96.5	0	95.6	97.8	97.3	97.1	95.1	0	97	100	95.6	96.6	97.1	0	96.5	0	0	96.5			
Trucks	2	22	666	86		776	0	84	79	29		192	5	60	499	70		634	0	73	68	70		211	0	0	1813			
% Trucks	14.3	3.2	3.8	5.7	0	3.9	0	5.6	3.8	3.5	0	4.4	2.2	2.7	2.9	4.9	0	3	0	4.4	3.4	2.9	0	3.5	0	0	3.5			



Anoka County Highway Department

Traffic Engineering Section

Traffic Volume and Turning Movement Study

Weather: Warm & Sunny
 CountCam 200
 Study Conducted By: Logan/Andrea

File Name : TMC 1905 Total
 Site Code :
 Start Date : 03/20/2019
 Page No : 5

Start Time	TH 65 Southbound					CSAH 116 Westbound					TH 65 Northbound					CSAH 116 Eastbound					Int. Total
	UTrn	Left	Thru	Right	App. Total	UTrn	Left	Thru	Right	App. Total	UTrn	Left	Thru	Right	App. Total	UTrn	Left	Thru	Right	App. Total	
Peak Hour Analysis From 00:00 to 09:45 - Peak 1 of 1																					
Peak Hour for Entire Intersection Begins at 07:00																					
07:00	0	15	458	51	524	0	33	63	1	97	4	21	103	10	138	0	13	36	42	91	850
07:15	0	21	527	93	641	0	38	107	5	150	2	39	125	8	174	0	15	35	40	90	1055
07:30	0	13	474	49	536	0	33	84	7	124	2	39	131	17	189	0	17	45	42	104	953
07:45	0	13	452	32	497	0	41	55	5	101	3	35	136	8	182	0	26	44	58	128	908
Total Volume	0	62	1911	225	2198	0	145	309	18	472	11	134	495	43	683	0	71	160	182	413	3766
% App. Total	0	2.8	86.9	10.2		0	30.7	65.5	3.8		1.6	19.6	72.5	6.3		0	17.2	38.7	44.1		
PHF	.000	.738	.907	.605	.857	.000	.884	.722	.643	.787	.688	.859	.910	.632	.903	.000	.683	.889	.784	.807	.892
Peak Hour Analysis From 10:00 to 13:45 - Peak 1 of 1																					
Peak Hour for Entire Intersection Begins at 13:00																					
13:00	0	4	199	25	228	0	12	22	6	40	3	36	217	11	267	0	19	15	34	68	603
13:15	1	7	190	15	213	0	16	19	5	40	8	39	245	20	312	0	20	21	23	64	629
13:30	0	5	242	17	264	0	18	22	9	49	0	34	242	21	297	0	21	22	38	81	691
13:45	0	9	200	18	227	0	12	21	11	44	1	33	262	16	312	1	32	18	34	85	668
Total Volume	1	25	831	75	932	0	58	84	31	173	12	142	966	68	1188	1	92	76	129	298	2591
% App. Total	0.1	2.7	89.2	8		0	33.5	48.6	17.9		1	12	81.3	5.7		0.3	30.9	25.5	43.3		
PHF	.250	.694	.858	.750	.883	.000	.806	.955	.705	.883	.375	.910	.922	.810	.952	.250	.719	.864	.849	.876	.937
Peak Hour Analysis From 14:00 to 23:45 - Peak 1 of 1																					
Peak Hour for Entire Intersection Begins at 16:30																					
16:30	1	15	288	43	347	0	23	43	24	90	0	51	559	31	641	0	62	60	65	187	1265
16:45	1	16	189	23	229	0	28	54	38	120	4	57	483	34	578	0	55	67	66	188	1115
17:00	0	13	247	23	283	0	29	45	28	102	5	69	544	40	658	0	51	32	52	135	1178
17:15	0	10	203	29	242	0	36	68	35	139	3	51	446	34	534	0	48	58	44	150	1065
Total Volume	2	54	927	118	1101	0	116	210	125	451	12	228	2032	139	2411	0	216	217	227	660	4623
% App. Total	0.2	4.9	84.2	10.7		0	25.7	46.6	27.7		0.5	9.5	84.3	5.8		0	32.7	32.9	34.4		
PHF	.500	.844	.805	.686	.793	.000	.806	.772	.822	.811	.600	.826	.909	.869	.916	.000	.871	.810	.860	.878	.914



Anoka County Highway Department

Traffic Engineering Section

Traffic Volume and Turning Movement Study

File Name : TMC 1905 Total
 Site Code :
 Start Date : 03/20/2019
 Page No : 1

Groups Printed- Trucks

Start Time	TH 65 Southbound					CSAH 116 Westbound					TH 65 Northbound					CSAH 116 Eastbound					Int. Total	
	UTrn	Left	Thru	Right	App. Total	UTrn	Left	Thru	Right	App. Total	UTrn	Left	Thru	Right	App. Total	UTrn	Left	Thru	Right	App. Total		
00:00	0	0	1	0	1	0	0	0	0	0	0	0	0	0	0	0	0	0	0	0	0	1
00:15	0	0	0	0	0	0	0	0	0	0	0	0	1	0	1	0	0	0	0	0	0	1
00:30	0	0	0	1	1	0	0	0	0	0	0	0	0	0	0	0	1	0	0	0	1	2
00:45	0	0	0	0	0	0	0	0	0	0	0	0	0	0	0	0	0	0	0	0	0	0
Total	0	0	1	1	2	0	0	0	0	0	0	0	1	0	1	0	1	0	0	0	1	4
01:00	0	0	0	0	0	0	0	0	0	0	0	0	0	0	0	0	0	0	0	0	0	0
01:15	0	0	1	0	1	0	0	0	0	0	0	0	1	0	1	0	0	0	0	0	0	2
01:30	0	0	1	0	1	0	0	0	0	0	1	0	0	0	1	0	0	0	0	0	0	2
01:45	0	0	1	0	1	0	0	0	0	0	0	0	0	0	0	0	0	0	0	0	0	1
Total	0	0	3	0	3	0	0	0	0	0	1	0	1	0	2	0	0	0	0	0	0	5
02:00	0	0	1	0	1	0	0	0	0	0	0	0	1	0	1	0	0	0	0	0	0	2
02:15	0	0	0	0	0	0	0	0	0	0	0	0	2	0	2	0	0	0	0	0	0	2
02:30	0	0	0	0	0	0	0	0	0	0	0	0	1	0	1	0	1	0	0	0	1	2
02:45	0	0	1	0	1	0	0	0	0	0	0	0	0	0	0	0	0	0	0	0	0	1
Total	0	0	2	0	2	0	0	0	0	0	0	0	4	0	4	0	1	0	0	0	1	7
03:00	0	0	3	0	3	0	0	0	0	0	0	0	1	0	1	0	0	0	0	0	0	4
03:15	0	0	1	0	1	0	0	0	0	0	0	0	1	0	1	0	0	0	0	0	0	2
03:30	0	0	1	0	1	0	0	0	0	0	0	0	2	0	2	0	0	0	0	0	0	3
03:45	0	0	2	0	2	0	0	0	0	0	0	0	1	0	1	0	0	0	0	0	0	3
Total	0	0	7	0	7	0	0	0	0	0	0	0	5	0	5	0	0	0	0	0	0	12
04:00	0	0	1	0	1	0	0	0	0	0	0	0	0	0	0	0	0	0	0	0	0	1
04:15	0	0	4	0	4	0	0	0	0	0	0	0	2	0	2	0	0	0	0	0	0	6
04:30	0	0	3	1	4	0	0	0	0	0	0	0	1	1	2	0	0	0	0	0	0	6
04:45	0	0	7	0	7	0	0	0	0	0	0	0	2	0	2	0	0	0	0	0	0	9
Total	0	0	15	1	16	0	0	0	0	0	0	0	5	1	6	0	0	0	0	0	0	22
05:00	0	0	6	0	6	0	0	0	0	0	0	0	0	0	0	0	0	0	0	0	0	6
05:15	0	0	9	0	9	0	0	0	0	0	0	0	3	0	3	0	0	0	0	0	0	12
05:30	0	0	12	0	12	0	1	0	0	1	0	0	4	0	4	0	1	0	0	1	1	18
05:45	0	0	13	0	13	0	0	0	0	0	0	0	0	0	0	0	1	0	1	2	15	
Total	0	0	40	0	40	0	1	0	0	1	0	0	7	0	7	0	2	0	1	3	51	
06:00	0	0	9	0	9	0	0	0	0	0	0	0	4	0	4	0	0	0	0	0	0	13
06:15	0	0	11	0	11	0	1	0	0	1	0	1	3	1	5	0	4	5	0	9	26	
06:30	0	0	16	0	16	0	0	1	0	1	0	2	4	0	6	0	2	3	0	5	28	
06:45	0	0	17	0	17	0	0	0	1	1	0	1	3	0	4	0	0	1	0	1	23	
Total	0	0	53	0	53	0	1	1	1	3	0	4	14	1	19	0	6	9	0	15	90	
07:00	0	0	16	3	19	0	3	2	0	5	0	0	4	0	4	0	3	1	2	6	34	
07:15	0	0	20	0	20	0	0	1	1	2	0	2	9	1	12	0	2	1	1	4	38	
07:30	0	1	21	1	23	0	1	1	2	4	0	1	5	1	7	0	1	4	1	6	40	
07:45	0	1	15	5	21	0	1	1	1	3	1	1	4	1	7	0	1	0	0	1	32	
Total	0	2	72	9	83	0	5	5	4	14	1	4	22	3	30	0	7	6	4	17	144	
08:00	0	0	12	6	18	0	0	3	0	3	0	1	4	1	6	0	2	1	3	6	33	
08:15	0	0	16	3	19	0	1	0	0	1	0	0	16	2	18	0	3	6	2	11	49	
08:30	0	2	20	0	22	0	0	2	0	2	0	1	14	3	18	0	0	3	3	6	48	
08:45	0	0	14	2	16	0	4	1	0	5	0	1	5	2	8	0	2	2	4	8	37	
Total	0	2	62	11	75	0	5	6	0	11	0	3	39	8	50	0	7	12	12	31	167	
09:00	0	0	13	1	14	0	2	3	2	7	0	3	7	1	11	0	0	0	2	2	34	
09:15	1	0	17	8	26	0	1	1	2	4	0	4	14	5	23	0	1	0	3	4	57	
09:30	0	1	15	4	20	0	2	0	0	2	0	0	12	1	13	0	2	0	2	4	39	



Anoka County Highway Department

Traffic Engineering Section

Traffic Volume and Turning Movement Study

File Name : TMC 1905 Total
 Site Code :
 Start Date : 03/20/2019
 Page No : 2

Groups Printed- Trucks

Start Time	TH 65 Southbound					CSAH 116 Westbound					TH 65 Northbound					CSAH 116 Eastbound					Int. Total
	UTrn	Left	Thru	Right	App. Total	UTrn	Left	Thru	Right	App. Total	UTrn	Left	Thru	Right	App. Total	UTrn	Left	Thru	Right	App. Total	
09:45	0	0	9	1	10	0	2	1	0	3	0	0	5	1	6	0	2	0	2	4	23
Total	1	1	54	14	70	0	7	5	4	16	0	7	38	8	53	0	5	0	9	14	153
10:00	0	0	12	1	13	0	1	1	1	3	0	1	9	4	14	0	1	1	2	4	34
10:15	0	0	15	4	19	0	2	2	0	4	0	2	11	3	16	0	3	4	0	7	46
10:30	0	1	6	3	10	0	4	2	0	6	0	0	10	1	11	0	1	0	1	2	29
10:45	0	1	9	1	11	0	2	2	2	6	0	3	8	4	15	0	1	1	1	3	35
Total	0	2	42	9	53	0	9	7	3	19	0	6	38	12	56	0	6	6	4	16	144
11:00	0	1	14	2	17	0	1	3	1	5	0	1	16	2	19	0	2	1	1	4	45
11:15	0	0	15	2	17	0	2	3	0	5	0	2	13	1	16	0	3	1	1	5	43
11:30	0	0	16	1	17	0	0	1	0	1	0	1	11	1	13	0	2	3	1	6	37
11:45	0	0	13	4	17	0	3	2	0	5	0	1	14	1	16	0	1	1	0	2	40
Total	0	1	58	9	68	0	6	9	1	16	0	5	54	5	64	0	8	6	3	17	165
12:00	0	1	15	1	17	0	1	4	1	6	0	2	9	3	14	0	3	1	0	4	41
12:15	0	0	18	0	18	0	5	0	0	5	0	3	11	1	15	0	2	0	2	4	42
12:30	0	3	15	1	19	0	1	2	0	3	1	1	6	2	10	0	0	1	3	4	36
12:45	0	1	8	2	11	0	3	4	0	7	0	1	11	0	12	0	0	0	5	5	35
Total	0	5	56	4	65	0	10	10	1	21	1	7	37	6	51	0	5	2	10	17	154
13:00	0	0	14	2	16	0	1	0	0	1	0	0	14	1	15	0	2	0	0	2	34
13:15	0	1	14	1	16	0	1	2	1	4	0	2	9	3	14	0	0	2	2	4	38
13:30	0	1	12	1	14	0	2	0	2	4	0	4	15	1	20	0	1	0	3	4	42
13:45	0	0	13	0	13	0	2	1	1	4	0	1	15	0	16	0	1	2	2	5	38
Total	0	2	53	4	59	0	6	3	4	13	0	7	53	5	65	0	4	4	7	15	152
14:00	0	0	12	0	12	0	1	0	1	2	0	0	4	1	5	0	2	2	0	4	23
14:15	0	1	9	1	11	0	0	0	1	1	0	3	12	0	15	0	2	3	1	6	33
14:30	0	1	7	4	12	0	2	3	0	5	1	1	13	0	15	0	7	7	2	16	48
14:45	1	0	14	3	18	0	2	2	3	7	0	0	5	4	9	0	1	3	2	6	40
Total	1	2	42	8	53	0	5	5	5	15	1	4	34	5	44	0	12	15	5	32	144
15:00	0	0	13	1	14	0	1	4	1	6	0	1	9	2	12	0	0	2	2	4	36
15:15	0	1	4	1	6	0	3	0	1	4	0	0	21	0	21	0	2	0	0	2	33
15:30	0	1	5	0	6	0	4	2	1	7	0	1	13	3	17	0	1	0	4	5	35
15:45	0	0	3	0	3	0	3	2	0	5	0	1	5	0	6	0	2	1	0	3	17
Total	0	2	25	2	29	0	11	8	3	22	0	3	48	5	56	0	5	3	6	14	121
16:00	0	0	10	2	12	0	1	2	0	3	1	2	6	2	11	0	1	1	1	3	29
16:15	0	1	9	0	10	0	2	2	0	4	0	0	8	1	9	0	0	0	1	1	24
16:30	0	0	7	3	10	0	3	4	1	8	0	1	6	1	8	0	0	0	1	1	27
16:45	0	0	3	4	7	0	1	5	0	6	0	0	9	1	10	0	0	0	2	2	25
Total	0	1	29	9	39	0	7	13	1	21	1	3	29	5	38	0	1	1	5	7	105
17:00	0	2	3	1	6	0	0	2	1	3	0	1	8	2	11	0	0	0	0	0	20
17:15	0	0	2	1	3	0	3	0	0	3	0	1	6	0	7	0	2	1	0	3	16
17:30	0	0	3	0	3	0	1	0	0	1	0	0	9	1	10	0	0	0	1	1	15
17:45	0	0	4	0	4	0	0	3	1	4	0	4	4	0	8	0	0	1	0	1	17
Total	0	2	12	2	16	0	4	5	2	11	0	6	27	3	36	0	2	2	1	5	68
18:00	0	0	4	1	5	0	0	2	0	2	0	0	7	2	9	0	0	1	1	2	18
18:15	0	0	1	0	1	0	3	0	0	3	0	0	2	0	2	0	0	1	0	1	7
18:30	0	0	2	0	2	0	1	0	0	1	0	0	4	0	4	0	0	0	0	0	7
18:45	0	0	0	0	0	0	0	0	0	0	0	0	0	0	0	0	0	0	0	0	0
Total	0	0	7	1	8	0	4	2	0	6	0	0	13	2	15	0	0	2	1	3	32
19:00	0	0	4	1	5	0	0	0	0	0	0	0	3	1	4	0	0	0	0	0	9
19:15	0	0	0	1	1	0	1	0	0	1	0	0	6	0	6	0	0	0	0	0	8



Anoka County Highway Department

Traffic Engineering Section

Traffic Volume and Turning Movement Study

File Name : TMC 1905 Total
 Site Code :
 Start Date : 03/20/2019
 Page No : 3

Groups Printed- Trucks

Start Time	TH 65 Southbound					CSAH 116 Westbound					TH 65 Northbound					CSAH 116 Eastbound					Int. Total
	UTrn	Left	Thru	Right	App. Total	UTrn	Left	Thru	Right	App. Total	UTrn	Left	Thru	Right	App. Total	UTrn	Left	Thru	Right	App. Total	
19:30	0	0	2	0	2	0	1	0	0	1	0	0	2	0	2	0	0	0	0	0	0
19:45	0	0	2	0	2	0	0	0	0	0	0	0	1	0	1	0	0	0	0	0	0
Total	0	0	8	2	10	0	2	0	0	2	0	0	12	1	13	0	0	0	0	0	0
20:00	0	0	4	0	4	0	0	0	0	0	0	1	0	0	1	0	0	0	0	0	0
20:15	0	0	2	0	2	0	0	0	0	0	0	0	2	0	2	0	0	0	1	1	1
20:30	0	0	1	0	1	0	0	0	0	0	0	0	1	0	1	0	1	0	0	1	3
20:45	0	0	3	0	3	0	1	0	0	1	0	0	2	0	2	0	0	0	0	0	0
Total	0	0	10	0	10	0	1	0	0	1	0	1	5	0	6	0	1	0	1	2	19
21:00	0	0	1	0	1	0	0	0	0	0	0	0	0	0	0	0	0	0	0	0	0
21:15	0	0	0	0	0	0	0	0	0	0	0	0	0	0	0	0	0	0	0	0	0
21:30	0	0	2	0	2	0	0	0	0	0	0	0	1	0	1	0	0	0	0	0	3
21:45	0	0	1	0	1	0	0	0	0	0	0	0	1	0	1	0	0	0	0	0	2
Total	0	0	4	0	4	0	0	0	0	0	0	0	2	0	2	0	0	0	0	0	6
22:00	0	0	3	0	3	0	0	0	0	0	0	0	3	0	3	0	0	0	0	0	6
22:15	0	0	1	0	1	0	0	0	0	0	0	0	0	0	0	0	0	0	0	0	1
22:30	0	0	2	0	2	0	0	0	0	0	0	0	5	0	5	0	0	0	0	0	7
22:45	0	0	1	0	1	0	0	0	0	0	0	0	1	0	1	0	0	0	0	0	2
Total	0	0	7	0	7	0	0	0	0	0	0	0	9	0	9	0	0	0	0	0	16
23:00	0	0	2	0	2	0	0	0	0	0	0	0	0	0	0	0	0	0	0	0	2
23:15	0	0	0	0	0	0	0	0	0	0	0	0	0	0	0	0	0	0	0	0	0
23:30	0	0	1	0	1	0	0	0	0	0	0	0	1	0	1	0	0	0	1	1	3
23:45	0	0	1	0	1	0	0	0	0	0	0	0	1	0	1	0	0	0	0	0	2
Total	0	0	4	0	4	0	0	0	0	0	0	0	2	0	2	0	0	0	1	1	7
Grand Total	2	22	666	86	776	0	84	79	29	192	5	60	499	70	634	0	73	68	70	211	1813
Apprch %	0.3	2.8	85.8	11.1		0	43.8	41.1	15.1		0.8	9.5	78.7	11		0	34.6	32.2	33.2		
Total %	0.1	1.2	36.7	4.7	42.8	0	4.6	4.4	1.6	10.6	0.3	3.3	27.5	3.9	35	0	4	3.8	3.9	11.6	