

MINNESOTA DEPARTMENT of TRANSPORTATION

Metro District Traffic Engineering

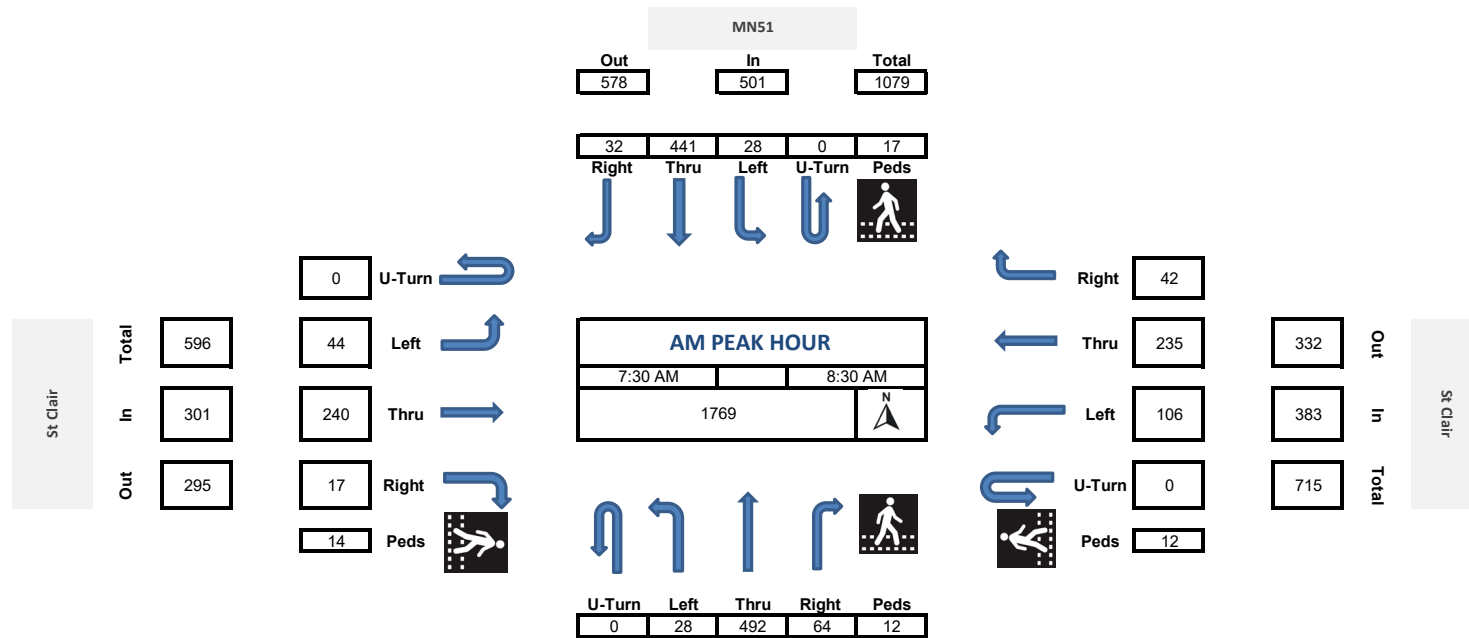
METRO TRAFFIC DATA COLLECTION UNIT

Program Support

TURN MOVEMENT COUNTS

Intersection: MN51 at St Clair Ave																											
City: St Paul																											
County:																											
Ref.Pt.:																											
Start Date: 4/9/2024																											
Road Name	MN51						St Clair						MN51						St Clair								
Direction	South Bound						West Bound						North Bound						East Bound								
Start Time	U Turns	Left Turns	Straight Through	Right Turns	EB Ped Crossings	WB Ped Crossings	U Turns	Left Turns	Straight Through	Right Turns	NB Ped Crossings	SB Ped Crossings	U Turns	Left Turns	Straight Through	Right Turns	EB Ped Crossings	WB Ped Crossings	U Turns	Left Turns	Straight Through	Right Turns	NB Ped Crossings	SB Ped Crossings	Int. Total	Peds Total	
6:00 AM	0	2	25	1	0	0	0	1	3	7	0	0	0	0	33	1	0	0	0	0	1	4	2	0	0	80	0
6:15 AM	0	0	34	4	0	1	0	2	7	7	1	0	0	0	34	0	0	0	0	0	3	4	1	0	0	96	1
6:30 AM	0	5	42	1	1	1	0	2	14	2	2	1	0	1	61	9	0	1	0	0	3	14	4	0	0	158	3
6:45 AM	0	3	80	1	0	0	0	1	15	8	0	0	0	2	66	4	1	1	0	0	5	26	0	1	0	211	0
Hourly Total	0	10	181	7	1	2	0	6	39	24	3	1	0	3	194	14	1	1	0	0	12	48	7	1	0	545	4
7:00 AM	0	4	71	8	2	0	0	5	15	11	2	2	0	2	86	6	1	0	0	0	4	22	4	2	0	238	2
7:15 AM	0	6	67	4	1	1	0	9	23	8	0	1	0	2	97	10	0	1	0	0	9	30	1	0	1	266	4
7:30 AM	0	6	97	7	2	1	0	32	44	6	2	0	0	3	104	9	0	1	0	0	3	45	3	3	0	359	2
7:45 AM	0	9	119	3	0	4	0	46	83	13	2	2	0	7	136	23	0	4	0	0	14	67	6	2	0	526	10
Hourly Total	0	25	354	22	5	6	0	92	165	38	6	5	0	14	423	48	1	6	0	0	30	164	14	7	1	1389	18
8:00 AM	0	7	114	14	2	2	0	14	65	14	3	1	0	13	147	20	1	0	0	0	12	69	2	4	0	491	3
8:15 AM	0	6	111	8	4	2	0	14	43	9	1	1	0	5	105	12	3	3	0	0	15	59	6	3	2	393	8
8:30 AM	0	6	84	3	0	0	0	9	35	9	0	1	0	9	126	10	2	0	0	0	9	32	3	0	3	335	4
8:45 AM	0	9	89	12	1	3	0	14	34	17	3	0	0	7	102	15	0	1	0	0	10	40	4	0	0	353	4
Hourly Total	0	28	398	37	7	7	0	51	177	49	7	3	0	34	480	57	6	4	0	0	46	200	15	7	5	1572	19
9:00 AM	0	6	80	10	1	3	0	11	29	15	3	1	0	6	90	9	3	0	0	0	7	26	4	1	1	293	5
9:15 AM	0	10	95	4	1	6	0	9	38	9	6	1	0	4	99	10	2	0	0	0	10	23	7	0	2	318	9
9:30 AM	0	11	85	5	1	6	0	9	39	14	5	2	0	8	75	15	0	6	0	0	5	27	3	17	2	296	16
9:45 AM	0	11	97	10	0	2	0	15	42	15	6	0	0	4	92	14	3	2	0	0	8	32	5	3	0	345	4
Hourly Total	0	38	357	29	3	17	0	44	148	53	20	4	0	22	356	48	8	8	0	0	30	108	19	21	5	1252	34
10:00 AM	0	6	97	8	1	0	0	8	30	13	1	6	0	7	87	10	3	1	0	0	9	21	7	1	2	303	9
10:15 AM	0	6	108	17	0	3	0	10	27	15	3	0	0	5	96	15	2	0	0	0	8	20	3	0	1	330	4
10:30 AM	0	9	87	9	1	2	0	10	22	7	1	2	0	7	106	13	1	1	0	0	10	26	1	1	2	307	7
10:45 AM	0	9	113	10	3	1	0	10	33	9	3	3	0	5	99	13	2	5	0	0	10	35	4	5	3	350	12
Hourly Total	0	30	405	44	5	6	0	38	112	44	8	11	0	24	388	51	8	7	0	0	37	102	15	7	8	1290	32
11:00 AM	0	8	99	8	5	3	0	13	27	5	0	5	0	3	98	11	6	1	0	0	7	30	6	4	9	315	18
11:15 AM	0	9	113	12	4	5	0	18	38	15	4	5	0	7	86	15	6	2	0	0	9	44	5	2	1	371	13
11:30 AM	0	13	111	14	3	0	0	11	35	13	0	2	1	6	104	20	4	5	0	0	11	31	9	3	5	379	12
11:45 AM	0	14	131	8	2	4	0	14	36	13	5	1	0	11	105	16	2	7	0	0	13	23	6	3	0	390	12
Hourly Total	0	44	454	42	14	12	0	56	136	46	9	13	1	27	393	62	18	15	0	0	40	128	26	12	15	1455	55
12:00 PM	0	17	123	15	6	0	0	12	35	8	3	2	0	11	121	16	0	2	0	0	15	44	10	4	6	427	10
12:15 PM	0	13	139	12	4	1	0	14	42	17	10	4	0	5	110	17	9	3	0	0	7	26	6	2	6	408	14
12:30 PM	0	11	120	10	1	2	0	13	28	5	3	5	0	9	133	15	1	5	0	0	7	34	6	2	5	391	17
12:45 PM	0	16	129	12	2	3	0	11	29	13	2	3	0	10	119	15	3	9	0	0	3	36	13	10	10	406	25
Hourly Total	0	57	511	49	13	6	0	50	134	43	18	14	0	35	483	63	13	19	0	0	32	140	35	18	27	1632	66
1:00 PM	0	13	110	18	2	10	0	13	37	16	17	1	0	8	111	20	11	8	0	0	9	48	6	5	8	409	27
1:15 PM	0	11	120	11	1	8	0	9	33	10	11	4	0	3	106	14	1	1	0	0	10	24	8	1	0	359	13
1:30 PM	0	6	105	13	4	5	0	14	42	16	4	3	0	13	101	10	4	2	0	0	20	28	4	3	5	372	15
1:45 PM	1	8	118	8	4	4	0	16	43	10	1	2	0	7	113	14	9	0	0	0	15	35	6	4	4	394	10
Hourly Total	1	38	453	50	11	27	0	52	155	52	33	10	0	31	431	58	25	11	0	0	54	135	24	13	17	1534	65
2:00 PM	1	10	137	9	2	3	0	7	23	10	8	2	0	8	129	10	3	1	0	0	11	21	10	2	2	386	8
2:15 PM	0	10	130	17	0	9	0	9	54	11	8	4	0	9	105	14	2	1	0	0	4	35	2	4	4	400	18


2:30 PM	1	7	120	12	0	2	0	16	69	9	3	0	0	8	96	16	4	0	0	8	54	6	0	9	422	11
2:45 PM	0	9	138	16	7	5	0	10	45	10	6	9	0	4	120	17	4	5	0	13	79	12	7	5	473	24
Hourly Total	2	36	525	54	9	19	0	42	191	40	25	15	0	29	450	57	13	7	0	36	189	30	13	20	1681	61
3:00 PM	0	20	138	12	4	1	0	23	49	12	4	6	0	6	132	27	7	2	0	15	60	6	2	7	500	16
3:15 PM	0	18	166	10	2	1	0	10	43	9	2	3	0	4	130	19	1	2	0	3	55	5	3	3	472	9
3:30 PM	1	20	128	7	3	5	0	18	43	10	5	4	0	5	103	19	1	2	0	7	51	12	4	3	424	14
3:45 PM	0	20	143	11	3	9	0	19	48	10	7	5	0	8	82	21	1	2	0	12	40	9	7	6	423	22
Hourly Total	1	78	575	40	12	16	0	70	183	41	18	18	0	23	447	86	10	8	0	37	206	32	16	19	1819	61
4:00 PM	0	13	147	14	2	4	0	16	59	9	3	5	0	8	136	19	3	3	0	6	53	11	5	4	491	16
4:15 PM	0	25	149	18	4	2	0	12	57	10	1	3	0	3	104	19	4	4	0	8	52	7	4	7	464	16
4:30 PM	0	20	182	22	4	5	0	18	48	12	5	5	0	13	132	20	6	2	0	7	61	9	2	23	544	35
4:45 PM	0	18	168	9	5	7	0	33	63	12	2	7	0	12	122	20	5	0	0	7	59	10	4	17	533	31
Hourly Total	0	76	646	63	15	18	0	79	227	43	11	20	0	36	494	78	18	9	0	28	225	37	15	51	2032	98
5:00 PM	0	26	187	18	6	6	0	18	57	17	3	4	0	9	149	19	10	6	0	10	55	15	16	22	580	38
5:15 PM	0	17	205	13	4	6	0	19	49	14	0	2	0	15	134	22	2	3	0	20	46	10	10	23	564	34
5:30 PM	0	22	144	18	5	3	0	14	54	13	2	5	0	9	124	19	2	6	0	10	56	13	7	10	496	24
5:45 PM	0	9	171	17	2	3	0	15	46	11	4	4	0	9	115	13	4	2	0	11	38	6	8	15	461	24
Hourly Total	0	74	707	66	17	18	0	66	206	55	9	15	0	42	522	73	18	17	0	51	195	44	41	70	2101	120
TOTAL	4	534	5566	503	112	154	0	646	1873	528	167	129	1	320	5061	695	139	112	0	433	1840	298	171	238	18302	1222
Cars+	4	525	5258	491			0	635	1855	518			1	316	4784	686			0	423	1826	292				
Trucks	0	9	308	12			0	11	18	10			0	4	277	9			0	10	14	6			688	
% Trucks	0.0	1.7	5.5	2.4			0.0	1.7	1.0	1.9			0.0	1.3	5.5	1.3			0.0	2.3	0.8	2.0				3.8
		5.0						1.3						4.8						1.2						



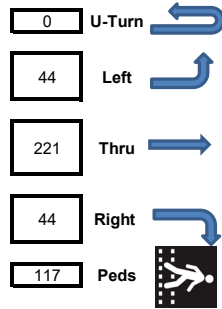
564	584	1148
Out	In	Total
MN51		

MN51		
Out	In	Total
636	885	1521

62	742	81	0	43
Right	Thru	Left	U-Turn	Peds

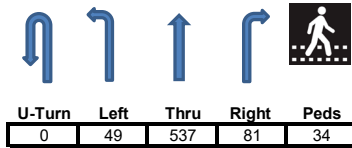


0	U-Turn
44	Left
221	Thru
44	Right
117	Peds



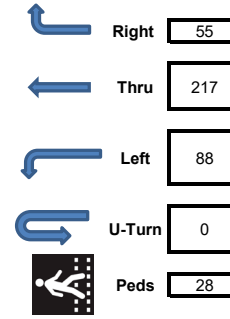
PM PEAK HOUR		
4:30 PM		5:30 PM
2221		N

0	49	537	81	34
U-Turn	Left	Thru	Right	Peds



874	667	1541
Out	In	Total
MN51		

55	Right
217	Thru
88	Left
0	U-Turn
28	Peds



383	Out
360	In
743	Total

637	Total
309	In
328	Out

St Clair

St Clair