

SRF Consulting Group, Inc.

One Carlson Pkwy N, Suite 150
Minneapolis, MN 55447

Counted By: Ivan
Location: Post Rd & Northwest Dr
Day of Week: Thursday
Project #: 7288

File Name : 18_Post Rd_Northwest Dr_AM
Site Code : 00011402
Start Date : 11/4/2010
Page No : 1

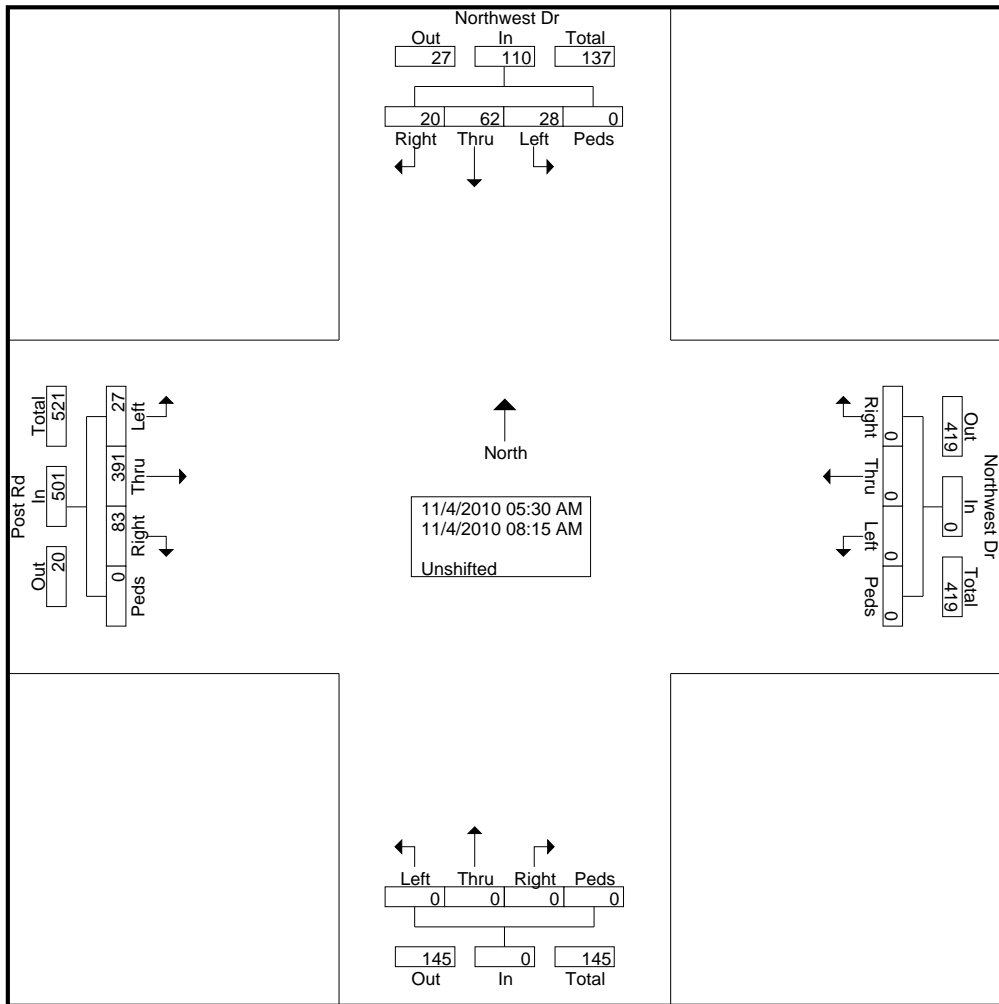
Groups Printed- Unshifted

Start Time	From South					Northwest Dr From North					Post Rd From West					Northwest Dr From East					Int. Total
	Right	Thru	Left	Peds	App. Total	Right	Thru	Left	Peds	App. Total	Right	Thru	Left	Peds	App. Total	Right	Thru	Left	Peds	App. Total	
05:30 AM	0	0	0	0	0	0	2	1	0	3	3	15	0	0	18	0	0	0	0	0	21
05:45 AM	0	0	0	0	0	4	0	0	0	4	6	32	2	0	40	0	0	0	0	0	44
Total	0	0	0	0	0	4	2	1	0	7	9	47	2	0	58	0	0	0	0	0	65
06:00 AM	0	0	0	0	0	1	10	5	0	16	6	27	2	0	35	0	0	0	0	0	51
06:15 AM	0	0	0	0	0	3	4	1	0	8	7	23	1	0	31	0	0	0	0	0	39
06:30 AM	0	0	0	0	0	0	6	3	0	9	5	27	1	0	33	0	0	0	0	0	42
06:45 AM	0	0	0	0	0	1	7	12	0	20	6	23	1	0	30	0	0	0	0	0	50
Total	0	0	0	0	0	5	27	21	0	53	24	100	5	0	129	0	0	0	0	0	182
07:00 AM	0	0	0	0	0	2	8	1	0	11	12	23	2	0	37	0	0	0	0	0	48
07:15 AM	0	0	0	0	0	0	7	2	0	9	5	25	6	0	36	0	0	0	0	0	45
07:30 AM	0	0	0	0	0	4	11	2	0	17	7	29	2	0	38	0	0	0	0	0	55
07:45 AM	0	0	0	0	0	1	2	0	0	3	10	38	7	0	55	0	0	0	0	0	58
Total	0	0	0	0	0	7	28	5	0	40	34	115	17	0	166	0	0	0	0	0	206
08:00 AM	0	0	0	0	0	2	3	0	0	5	9	59	3	0	71	0	0	0	0	0	76
08:15 AM	0	0	0	0	0	2	2	1	0	5	7	70	0	0	77	0	0	0	0	0	82
Grand Total	0	0	0	0	0	20	62	28	0	110	83	391	27	0	501	0	0	0	0	0	611
Apprch %	0	0	0	0	0	18.2	56.4	25.5	0		16.6	78	5.4	0		0	0	0	0	0	
Total %	0	0	0	0	0	3.3	10.1	4.6	0	18	13.6	64	4.4	0	82	0	0	0	0	0	

SRF Consulting Group, Inc.

One Carlson Pkwy N, Suite 150
 Minneapolis, MN 55447

File Name : 18_Post Rd_Northwest Dr_AM
 Site Code : 00011402
 Start Date : 11/4/2010
 Page No : 2

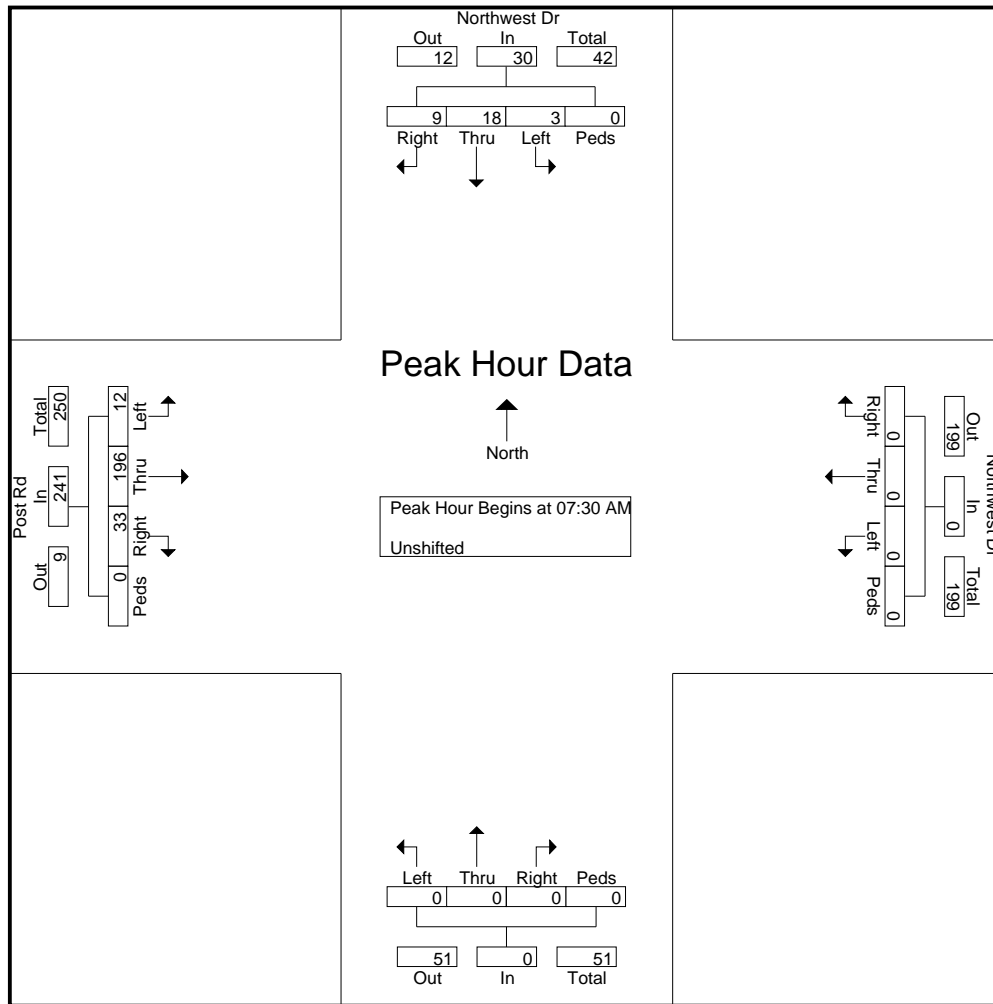


SRF Consulting Group, Inc.

One Carlson Pkwy N, Suite 150
Minneapolis, MN 55447

File Name : 18_Post Rd_Northwest Dr_AM
Site Code : 00011402
Start Date : 11/4/2010
Page No : 3

Start Time	From South					Northwest Dr From North					Post Rd From West					Northwest Dr From East					Int. Total
	Right	Thru	Left	Peds	App. Total	Right	Thru	Left	Peds	App. Total	Right	Thru	Left	Peds	App. Total	Right	Thru	Left	Peds	App. Total	
Peak Hour Analysis From 05:30 AM to 08:15 AM - Peak 1 of 1																					
Peak Hour for Entire Intersection Begins at 07:30 AM																					
07:30 AM	0	0	0	0	0	4	11	2	0	17	7	29	2	0	38	0	0	0	0	0	55
07:45 AM	0	0	0	0	0	1	2	0	0	3	10	38	7	0	55	0	0	0	0	0	58
08:00 AM	0	0	0	0	0	2	3	0	0	5	9	59	3	0	71	0	0	0	0	0	76
08:15 AM	0	0	0	0	0	2	2	1	0	5	7	70	0	0	77	0	0	0	0	0	82
Total Volume	0	0	0	0	0	9	18	3	0	30	33	196	12	0	241	0	0	0	0	0	271
% App. Total	0	0	0	0	0	30	60	10	0		13.7	81.3	5	0		0	0	0	0		
PHF	.000	.000	.000	.000	.000	.563	.409	.375	.000	.441	.825	.700	.429	.000	.782	.000	.000	.000	.000	.000	.826



SRF Consulting Group, Inc.

One Carlson Pkwy N, Suite 150
Minneapolis, MN 55447

Counted By: Ivan
Location: Post Rd & Northwest Dr
Day of Week: Thursday
Project #: 7288

File Name : 18_Post Rd_Northwest Dr_PM
Site Code : 00011402
Start Date : 11/4/2010
Page No : 1

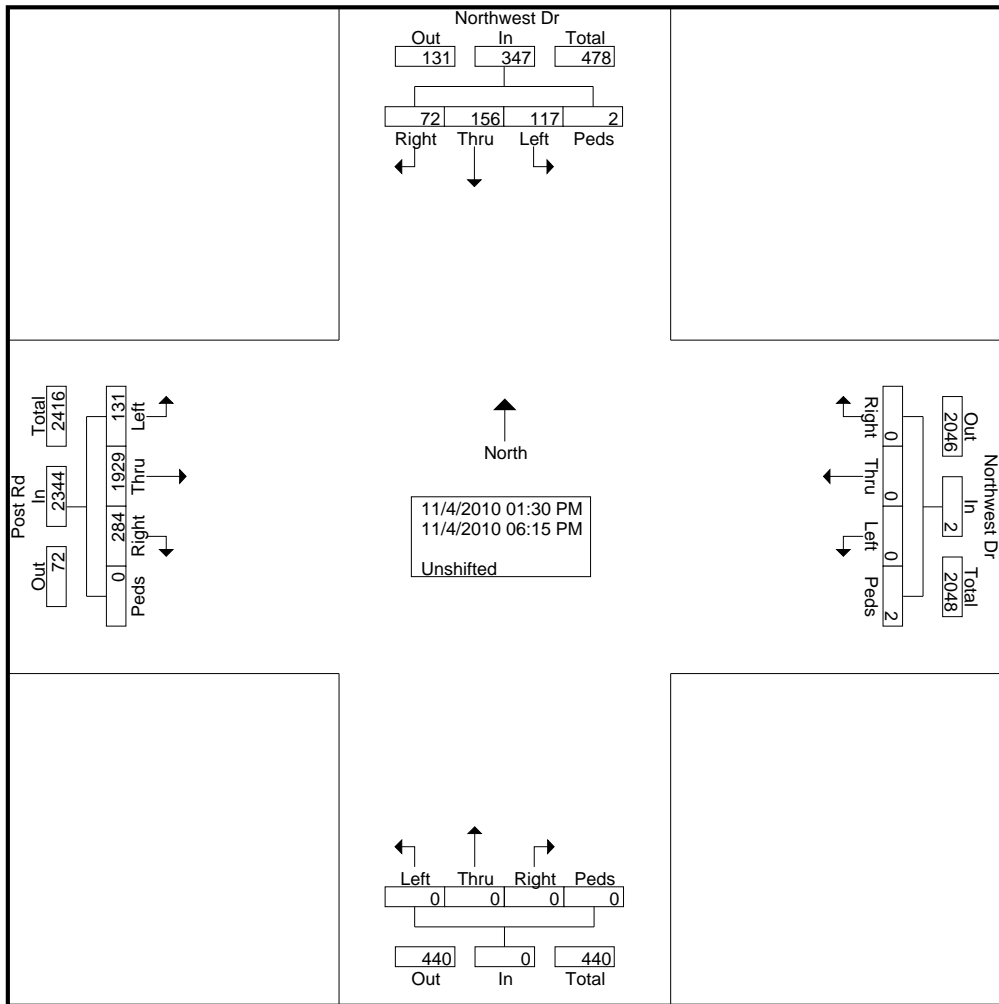
Groups Printed- Unshifted

Start Time	From South					Northwest Dr From North					Post Rd From West					Northwest Dr From East					Int. Total	
	Right	Thru	Left	Peds	App. Total	Right	Thru	Left	Peds	App. Total	Right	Thru	Left	Peds	App. Total	Right	Thru	Left	Peds	App. Total		
01:30 PM	0	0	0	0	0	4	8	5	0	17	11	79	9	0	99	0	0	0	0	0	0	116
01:45 PM	0	0	0	0	0	3	7	6	0	16	21	83	6	0	110	0	0	0	0	0	0	126
Total	0	0	0	0	0	7	15	11	0	33	32	162	15	0	209	0	0	0	0	0	0	242
02:00 PM	0	0	0	0	0	5	9	8	0	22	10	125	10	0	145	0	0	0	0	0	0	167
02:15 PM	0	0	0	0	0	4	1	8	0	13	16	107	7	0	130	0	0	0	0	0	0	143
02:30 PM	0	0	0	0	0	3	34	9	0	46	19	91	9	0	119	0	0	0	0	0	0	165
02:45 PM	0	0	0	0	0	3	35	14	1	53	16	77	6	0	99	0	0	0	0	0	0	152
Total	0	0	0	0	0	15	79	39	1	134	61	400	32	0	493	0	0	0	0	0	0	627
03:00 PM	0	0	0	0	0	8	13	11	0	32	19	83	6	0	108	0	0	0	0	0	0	140
03:15 PM	0	0	0	0	0	3	8	4	0	15	15	77	8	0	100	0	0	0	0	0	0	115
03:30 PM	0	0	0	0	0	3	5	13	1	22	20	90	5	0	115	0	0	0	0	0	0	137
03:45 PM	0	0	0	0	0	3	1	4	0	8	7	100	7	0	114	0	0	0	0	0	0	122
Total	0	0	0	0	0	17	27	32	1	77	61	350	26	0	437	0	0	0	0	0	0	514
04:00 PM	0	0	0	0	0	3	0	4	0	7	8	106	6	0	120	0	0	0	0	0	0	127
04:15 PM	0	0	0	0	0	4	6	5	0	15	15	113	8	0	136	0	0	0	0	0	0	151
04:30 PM	0	0	0	0	0	5	9	5	0	19	14	146	5	0	165	0	0	0	1	1	1	185
04:45 PM	0	0	0	0	0	6	2	3	0	11	13	144	11	0	168	0	0	0	0	0	0	179
Total	0	0	0	0	0	18	17	17	0	52	50	509	30	0	589	0	0	0	1	1	1	642
05:00 PM	0	0	0	0	0	1	7	4	0	12	19	109	3	0	131	0	0	0	0	0	0	143
05:15 PM	0	0	0	0	0	3	4	1	0	8	15	56	6	0	77	0	0	0	0	0	0	85
05:30 PM	0	0	0	0	0	2	4	3	0	9	12	70	5	0	87	0	0	0	0	0	0	96
05:45 PM	0	0	0	0	0	3	1	3	0	7	11	60	6	0	77	0	0	0	0	0	0	84
Total	0	0	0	0	0	9	16	11	0	36	57	295	20	0	372	0	0	0	0	0	0	408
06:00 PM	0	0	0	0	0	3	2	5	0	10	14	104	6	0	124	0	0	0	1	1	1	135
06:15 PM	0	0	0	0	0	3	0	2	0	5	9	109	2	0	120	0	0	0	0	0	0	125
Grand Total	0	0	0	0	0	72	156	117	2	347	284	1929	131	0	2344	0	0	0	2	2	2	2693
Apprch %	0	0	0	0	0	20.7	45	33.7	0.6		12.1	82.3	5.6	0		0	0	0	100			
Total %	0	0	0	0	0	2.7	5.8	4.3	0.1	12.9	10.5	71.6	4.9	0	87	0	0	0	0.1	0.1		

SRF Consulting Group, Inc.

One Carlson Pkwy N, Suite 150
 Minneapolis, MN 55447

File Name : 18_Post Rd_Northwest Dr_PM
 Site Code : 00011402
 Start Date : 11/4/2010
 Page No : 2



SRF Consulting Group, Inc.

One Carlson Pkwy N, Suite 150
Minneapolis, MN 55447

File Name : 18_Post Rd_Northwest Dr_PM
Site Code : 00011402
Start Date : 11/4/2010
Page No : 3

Start Time	From South					Northwest Dr From North					Post Rd From West					Northwest Dr From East					Int. Total
	Right	Thru	Left	Peds	App. Total	Right	Thru	Left	Peds	App. Total	Right	Thru	Left	Peds	App. Total	Right	Thru	Left	Peds	App. Total	
Peak Hour Analysis From 01:30 PM to 06:15 PM - Peak 1 of 1																					
Peak Hour for Entire Intersection Begins at 04:15 PM																					
04:15 PM	0	0	0	0	0	4	6	5	0	15	15	113	8	0	136	0	0	0	0	0	151
04:30 PM	0	0	0	0	0	5	9	5	0	19	14	146	5	0	165	0	0	0	1	1	185
04:45 PM	0	0	0	0	0	6	2	3	0	11	13	144	11	0	168	0	0	0	0	0	179
05:00 PM	0	0	0	0	0	1	7	4	0	12	19	109	3	0	131	0	0	0	0	0	143
Total Volume	0	0	0	0	0	16	24	17	0	57	61	512	27	0	600	0	0	0	1	1	658
% App. Total	0	0	0	0	0	28.1	42.1	29.8	0		10.2	85.3	4.5	0		0	0	0	100		
PHF	.000	.000	.000	.000	.000	.667	.667	.850	.000	.750	.803	.877	.614	.000	.893	.000	.000	.000	.250	.250	.889

