



MINNESOTA DEPT OF TRANSPORTATION

TRAFFIC COLLECTION - METRO

Location: TH 47 AT XKIMO-CO RD 5 2006

File Name : TH 47 @ XKIMO-CO RD 5 2006

REF. PT: 022+00.664

Site Code : 00000000

JAMAR#632\DR

Start Date : 10/11/2006

TURN MOVEMENT COUNT

Page No : 1

Groups Printed- Cars & Trucks

Start Time	TH 47 Southbound				XKIMO ST CR 5 Westbound				TH 47 Northbound				XKIMO ST CR 5 Eastbound				Int. Total
	Left	Thru	Right	Peds	Left	Thru	Right	Peds	Left	Thru	Right	Peds	Left	Thru	Right	Peds	
06:00	4	198	1	0	18	2	0	0	5	17	1	0	0	6	96	0	348
06:15	5	252	4	0	21	0	1	0	11	15	2	0	1	5	114	0	431
06:30	8	228	12	0	27	8	4	0	15	29	6	0	3	12	121	2	475
06:45	4	250	9	0	21	5	3	0	15	41	4	0	2	7	153	0	514
Total	21	928	26	0	87	15	8	0	46	102	13	0	6	30	484	2	1768
07:00	6	245	15	0	28	6	2	0	28	31	5	0	2	8	182	0	558
07:15	3	197	13	0	34	7	2	0	19	43	3	0	3	8	208	0	540
07:30	4	153	8	0	39	9	1	0	35	53	4	0	2	10	230	0	548
07:45	4	151	10	0	33	9	2	0	53	69	11	0	1	5	161	0	509
Total	17	746	46	0	134	31	7	0	135	196	23	0	8	31	781	0	2155
08:00	4	184	9	0	12	10	7	0	35	64	7	0	1	7	111	0	451
08:15	2	136	6	0	17	5	3	0	43	47	6	0	3	5	85	0	358
08:30	2	117	5	0	10	5	5	0	42	33	4	0	4	6	75	0	308
08:45	4	150	5	0	16	3	0	0	32	49	6	0	5	5	95	0	370
Total	12	587	25	0	55	23	15	0	152	193	23	0	13	23	366	0	1487
11:00	2	64	2	0	5	4	4	0	33	64	7	0	7	4	39	0	235
11:15	3	65	3	0	7	2	4	0	33	62	3	0	2	5	36	0	225
11:30	5	79	5	0	15	3	4	0	22	70	3	0	10	5	26	0	247
11:45	5	78	2	0	7	3	6	0	43	62	7	0	5	3	55	0	276
Total	15	286	12	0	34	12	18	0	131	258	20	0	24	17	156	0	983
12:00	1	69	3	0	14	6	4	0	48	80	5	0	2	6	33	0	271
12:15	2	86	2	0	14	5	4	0	42	75	11	0	0	5	48	0	294
12:30	6	82	0	0	8	4	4	0	46	71	8	0	6	4	40	0	279
12:45	2	86	1	0	18	2	3	0	45	78	4	0	4	3	44	0	290
Total	11	323	6	0	54	17	15	0	181	304	28	0	12	18	165	0	1134
15:00	2	88	3	0	4	8	5	0	76	158	13	0	8	3	47	0	415
15:15	1	103	1	0	10	14	16	0	86	137	19	0	16	7	56	0	466
15:30	1	68	5	0	7	6	8	0	115	162	9	0	6	6	38	0	431
15:45	0	100	3	0	7	14	16	0	155	176	13	0	11	7	50	0	552
Total	4	359	12	0	28	42	45	0	432	633	54	0	41	23	191	0	1864
16:00	2	102	5	0	7	8	4	0	128	161	12	0	11	7	91	0	538
16:15	4	90	3	0	15	21	8	0	119	186	9	0	18	7	59	0	539
16:30	4	111	7	0	10	6	9	0	113	207	8	0	19	7	77	0	578
16:45	0	115	3	0	6	11	13	0	130	224	15	0	25	5	54	0	601
Total	10	418	18	0	38	46	34	0	490	778	44	0	73	26	281	0	2256
17:00	6	122	6	0	10	12	14	0	145	223	14	0	19	11	52	0	634
17:15	5	114	6	0	15	8	12	0	167	220	8	0	19	11	78	0	663
17:30	8	123	4	0	16	9	16	0	170	186	10	0	13	4	61	0	620
17:45	2	104	4	0	10	11	6	0	148	234	14	0	6	11	92	0	642
Total	21	463	20	0	51	40	48	0	630	863	46	0	57	37	283	0	2559
Grand Total	111	4110	165	0	481	226	190	0	2197	3327	251	0	234	205	2707	2	14206
Apprch %	2.5	93.7	3.8	0	53.6	25.2	21.2	0	38	57.6	4.3	0	7.4	6.5	86	0.1	
Total %	0.8	28.9	1.2	0	3.4	1.6	1.3	0	15.5	23.4	1.8	0	1.6	1.4	19.1	0	



MINNESOTA DEPT OF TRANSPORTATION

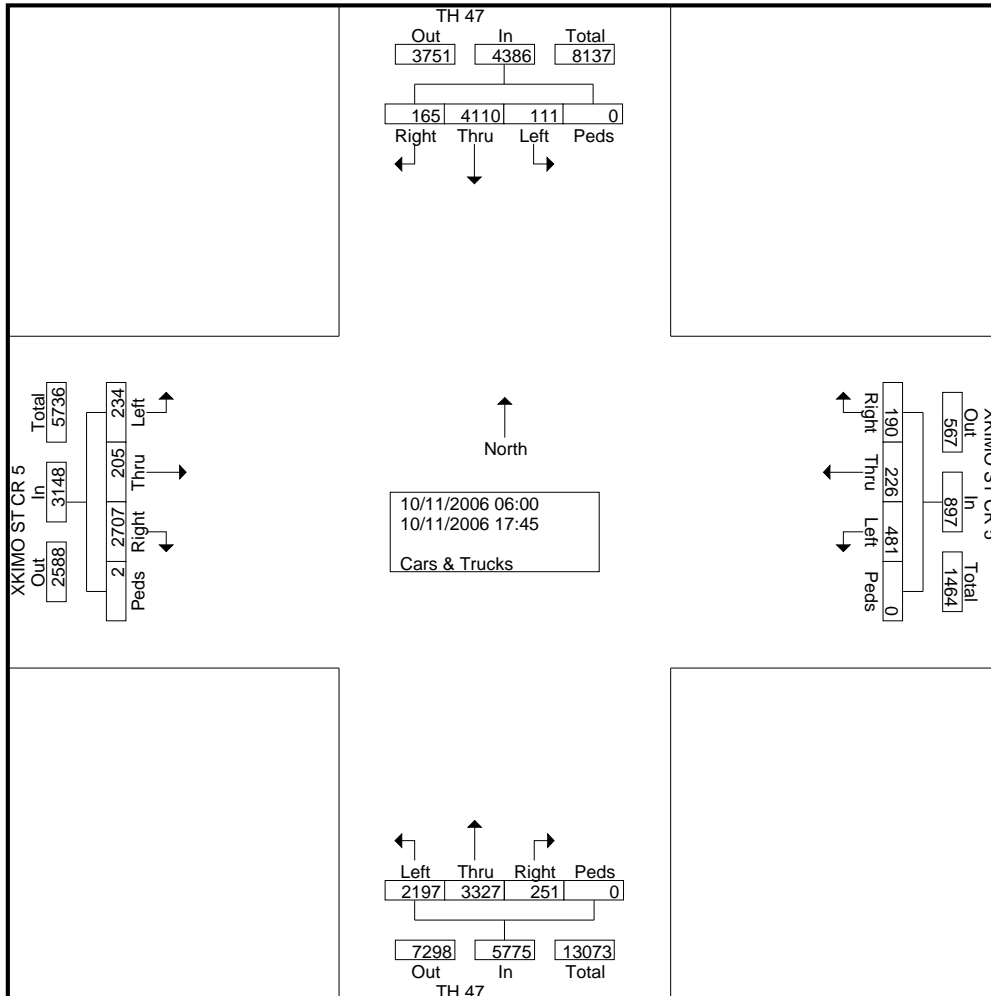
TRAFFIC COLLECTION - METRO

File Name : TH 47 @ XKIMO-CO RD 5 2006

Site Code : 00000000

Start Date : 10/11/2006

Page No : 2





MINNESOTA DEPT OF TRANSPORTATION

TRAFFIC COLLECTION - METRO

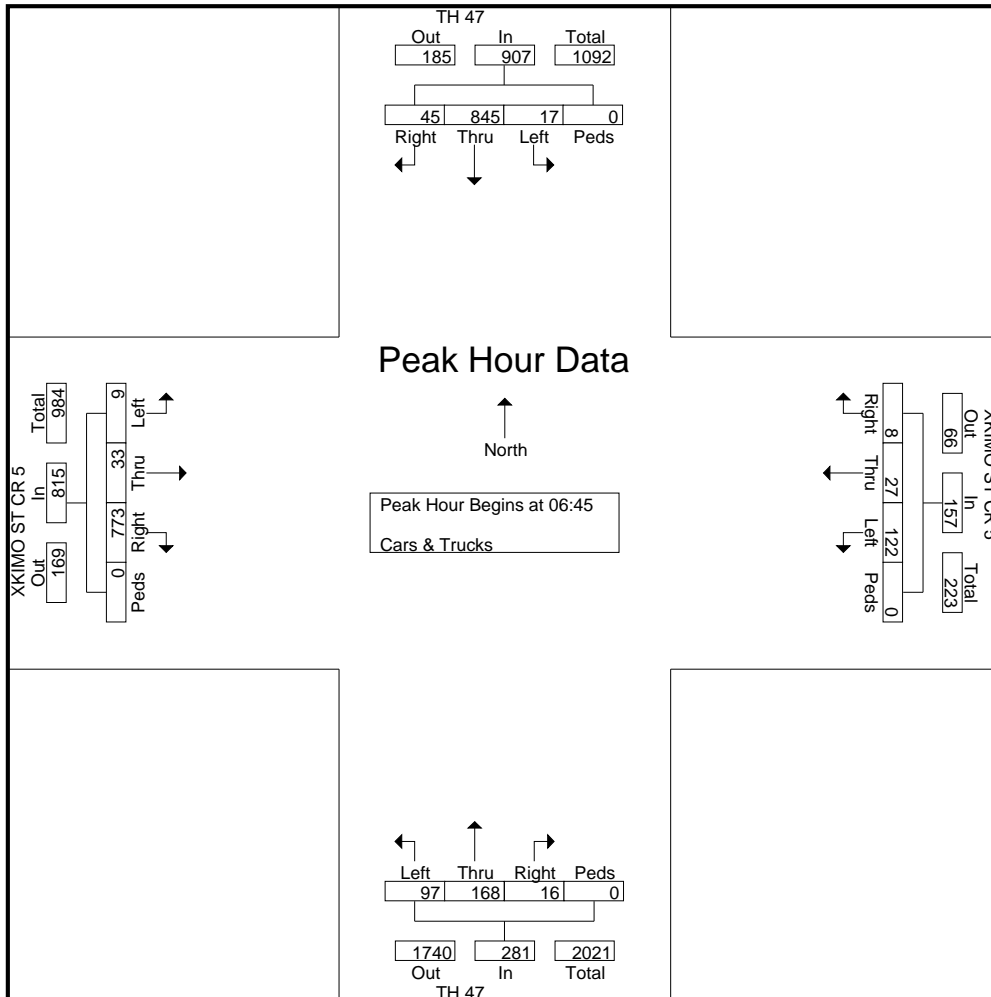
File Name : TH 47 @ XKIMO-CO RD 5 2006

Site Code : 00000000

Start Date : 10/11/2006

Page No : 3

Start Time	TH 47 Southbound					XKIMO ST CR 5 Westbound					TH 47 Northbound					XKIMO ST CR 5 Eastbound					Int. Total
	Left	Thru	Right	Peds	App. Total	Left	Thru	Right	Peds	App. Total	Left	Thru	Right	Peds	App. Total	Left	Thru	Right	Peds	App. Total	
Peak Hour Analysis From 06:00 to 09:45 - Peak 1 of 1																					
Peak Hour for Entire Intersection Begins at 06:45																					
06:45	4	250	9	0	263	21	5	3	0	29	15	41	4	0	60	2	7	153	0	162	514
07:00	6	245	15	0	266	28	6	2	0	36	28	31	5	0	64	2	8	182	0	192	558
07:15	3	197	13	0	213	34	7	2	0	43	19	43	3	0	65	3	8	208	0	219	540
07:30	4	153	8	0	165	39	9	1	0	49	35	53	4	0	92	2	10	230	0	242	548
Total Volume	17	845	45	0	907	122	27	8	0	157	97	168	16	0	281	9	33	773	0	815	2160
% App. Total	1.9	93.2	5	0		77.7	17.2	5.1	0		34.5	59.8	5.7	0		1.1	4	94.8	0		
PHF	.708	.845	.750	.000	.852	.782	.750	.667	.000	.801	.693	.792	.800	.000	.764	.750	.825	.840	.000	.842	.968





MINNESOTA DEPT OF TRANSPORTATION

TRAFFIC COLLECTION - METRO

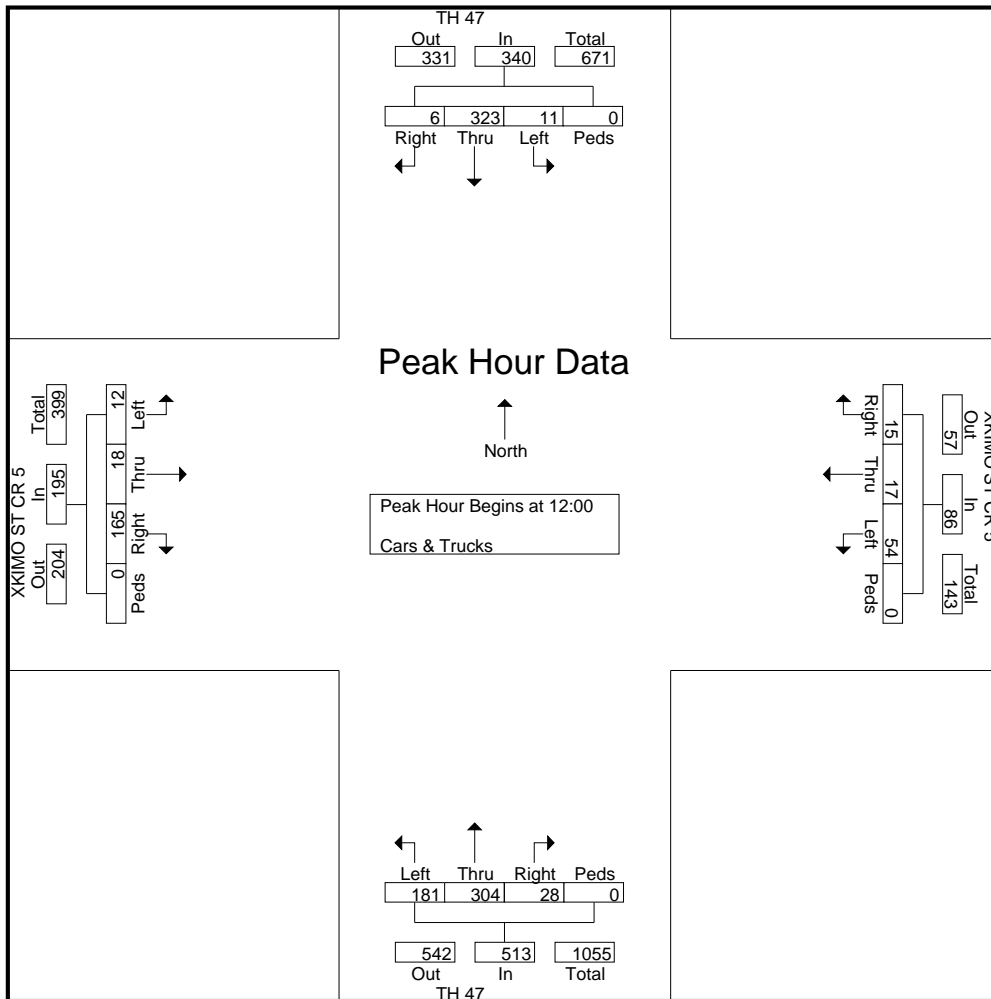
File Name : TH 47 @ XKIMO-CO RD 5 2006

Site Code : 00000000

Start Date : 10/11/2006

Page No : 4

Start Time	TH 47 Southbound					XKIMO ST CR 5 Westbound					TH 47 Northbound					XKIMO ST CR 5 Eastbound					Int. Total
	Left	Thru	Right	Peds	App. Total	Left	Thru	Right	Peds	App. Total	Left	Thru	Right	Peds	App. Total	Left	Thru	Right	Peds	App. Total	
Peak Hour Analysis From 10:00 to 13:45 - Peak 1 of 1																					
Peak Hour for Entire Intersection Begins at 12:00																					
12:00	1	69	3	0	73	14	6	4	0	24	48	80	5	0	133	2	6	33	0	41	271
12:15	2	86	2	0	90	14	5	4	0	23	42	75	11	0	128	0	5	48	0	53	294
12:30	6	82	0	0	88	8	4	4	0	16	46	71	8	0	125	6	4	40	0	50	279
12:45	2	86	1	0	89	18	2	3	0	23	45	78	4	0	127	4	3	44	0	51	290
Total Volume	11	323	6	0	340	54	17	15	0	86	181	304	28	0	513	12	18	165	0	195	1134
% App. Total	3.2	95	1.8	0		62.8	19.8	17.4	0		35.3	59.3	5.5	0		6.2	9.2	84.6	0		
PHF	.458	.939	.500	.000	.944	.750	.708	.938	.000	.896	.943	.950	.636	.000	.964	.500	.750	.859	.000	.920	.964





MINNESOTA DEPT OF TRANSPORTATION

TRAFFIC COLLECTION - METRO

File Name : TH 47 @ XKIMO-CO RD 5 2006

Site Code : 00000000

Start Date : 10/11/2006

Page No : 5

Start Time	TH 47 Southbound					XKIMO ST CR 5 Westbound					TH 47 Northbound					XKIMO ST CR 5 Eastbound					Int. Total
	Left	Thru	Right	Peds	App. Total	Left	Thru	Right	Peds	App. Total	Left	Thru	Right	Peds	App. Total	Left	Thru	Right	Peds	App. Total	
Peak Hour Analysis From 14:00 to 17:45 - Peak 1 of 1																					
Peak Hour for Entire Intersection Begins at 17:00																					
17:00	6	122	6	0	134	10	12	14	0	36	145	223	14	0	382	19	11	52	0	82	634
17:15	5	114	6	0	125	15	8	12	0	35	167	220	8	0	395	19	11	78	0	108	663
17:30	8	123	4	0	135	16	9	16	0	41	170	186	10	0	366	13	4	61	0	78	620
17:45	2	104	4	0	110	10	11	6	0	27	148	234	14	0	396	6	11	92	0	109	642
Total Volume	21	463	20	0	504	51	40	48	0	139	630	863	46	0	1539	57	37	283	0	377	2559
% App. Total	4.2	91.9	4	0		36.7	28.8	34.5	0		40.9	56.1	3	0		15.1	9.8	75.1	0		
PHF	.656	.941	.833	.000	.933	.797	.833	.750	.000	.848	.926	.922	.821	.000	.972	.750	.841	.769	.000	.865	.965

