

# MINNESOTA DEPARTMENT of TRANSPORTATION

Metro District Traffic Engineering

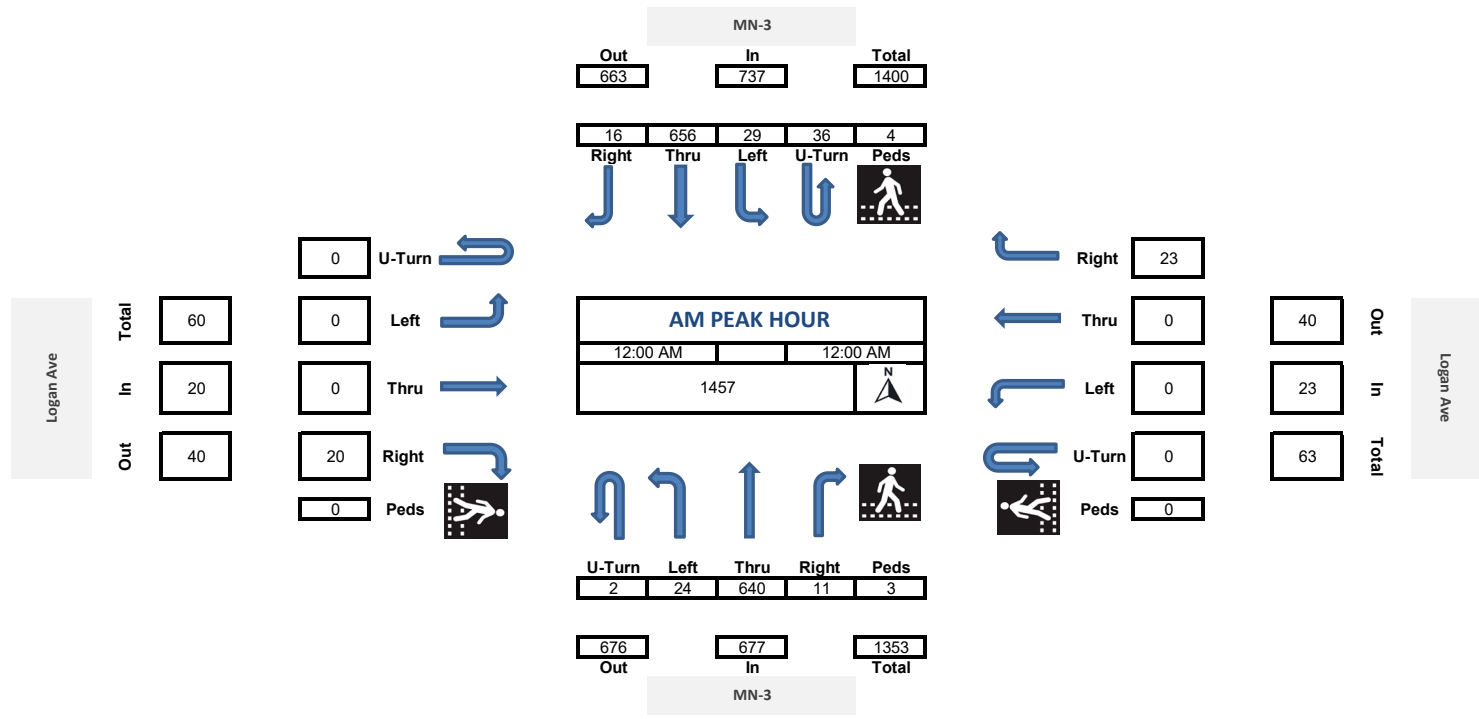
Program Support

## METRO TRAFFIC DATA COLLECTION UNIT

### TURN MOVEMENT COUNTS






Intersection: MN3 at Logan Ave_2024																											
City: West St Paul																											
County:																											
Ref.Pt.:																											
Start Date: 1/17/2024																											
Road Name	MN-3						Logan Ave						MN-3						Logan Ave						Int. Total	Peds Total	
Direction	South Bound						West Bound						North Bound						East Bound								
Start Time	U Turns	Left Turns	Straight Through	Right Turns	EB Ped Crossings	WB Ped Crossings	U Turns	Left Turns	Straight Through	Right Turns	NB Ped Crossings	SB Ped Crossings	U Turns	Left Turns	Straight Through	Right Turns	EB Ped Crossings	WB Ped Crossings	U Turns	Left Turns	Straight Through	Right Turns	NB Ped Crossings	SB Ped Crossings			
6:00 AM	3	1	28	1	0	0	0	0	0	2	0	0	0	2	26	0	0	0	0	0	1	0	2	0	0	66	0
6:15 AM	8	2	28	1	0	1	0	0	0	2	1	0	0	5	35	0	0	0	0	0	1	0	3	0	0	85	1
6:30 AM	3	8	56	0	0	0	0	0	0	1	0	0	0	1	52	0	0	0	0	0	1	0	4	0	0	126	0
6:45 AM	6	2	49	1	0	1	0	0	0	1	0	0	0	5	50	0	0	0	0	0	1	0	1	0	0	116	1
Hourly Total	20	13	161	3	0	2	0	0	0	6	1	0	0	13	163	0	0	0	0	0	4	0	10	0	0	393	2
7:00 AM	7	1	67	2	0	1	0	0	0	4	0	0	0	10	67	2	0	0	0	0	1	0	7	0	0	168	1
7:15 AM	10	6	84	2	0	0	0	0	0	2	0	0	0	5	76	3	0	0	0	0	0	0	7	0	1	195	1
7:30 AM	6	5	109	1	1	1	0	0	0	4	0	0	0	4	123	2	0	0	1	0	0	0	12	0	1	266	3
7:45 AM	1	7	103	3	0	0	0	0	0	3	0	0	0	4	136	3	0	0	0	0	1	0	5	0	0	266	0
Hourly Total	24	19	363	8	1	2	0	0	0	13	0	0	0	23	402	10	0	1	0	2	0	31	0	2	895	5	
8:00 AM	7	8	118	4	0	0	0	0	0	5	0	0	0	4	138	3	0	0	0	0	0	0	5	1	0	292	0
8:15 AM	9	4	111	3	0	0	0	0	0	4	0	0	0	7	141	1	0	0	0	0	1	1	6	0	1	288	1
8:30 AM	15	7	141	2	0	1	0	0	0	3	0	0	0	12	103	0	0	0	0	0	2	0	4	1	0	289	1
8:45 AM	7	9	108	2	0	0	0	0	0	3	0	1	0	10	109	3	0	0	0	0	1	0	4	0	0	256	1
Hourly Total	38	28	478	11	0	1	0	0	0	15	0	1	0	33	491	7	0	0	0	0	4	1	19	2	1	1125	3
9:00 AM	3	5	105	2	1	1	0	0	0	5	0	0	0	4	98	1	0	0	0	0	0	0	5	0	0	228	1
9:15 AM	8	4	114	2	0	1	0	0	0	3	1	0	0	5	110	2	0	0	0	0	0	0	5	0	1	253	2
9:30 AM	5	7	102	1	0	0	0	0	0	4	0	0	1	6	115	4	0	0	0	0	2	0	4	0	0	251	0
9:45 AM	12	6	121	5	0	0	0	0	0	3	0	0	0	4	120	3	0	0	0	0	1	1	5	0	0	281	0
Hourly Total	28	22	442	10	1	2	0	0	0	15	1	0	1	19	443	10	0	0	0	0	3	1	19	0	1	1013	3
10:00 AM	4	9	126	2	0	1	0	0	0	3	0	0	0	2	118	5	0	0	0	0	0	0	6	2	1	276	2
10:15 AM	8	5	116	2	0	0	0	0	0	0	0	0	0	6	128	7	0	0	0	0	0	0	3	0	0	275	0
10:30 AM	4	6	120	2	0	0	0	0	0	5	0	0	0	4	129	1	0	0	0	0	0	0	7	0	0	278	0
10:45 AM	3	10	138	4	0	0	0	0	0	0	0	0	0	3	122	4	0	0	0	0	0	0	4	0	0	288	0
Hourly Total	19	30	500	10	0	1	0	0	0	8	0	0	0	15	497	17	0	0	0	0	0	0	20	2	1	1117	2
11:00 AM	0	7	125	2	0	0	0	0	0	6	0	0	0	7	120	0	0	0	0	0	0	0	6	0	0	273	0
11:15 AM	5	10	135	1	0	0	0	0	1	8	0	0	0	10	152	5	0	0	0	0	2	0	7	0	0	336	0
11:30 AM	4	9	148	4	0	0	0	0	0	6	0	0	0	3	158	4	0	0	0	0	0	0	5	0	1	341	1
11:45 AM	10	9	176	4	0	1	0	0	0	4	0	0	1	6	151	5	0	0	0	0	0	0	4	0	0	370	1
Hourly Total	19	35	584	11	0	1	0	0	1	24	0	0	1	26	581	14	0	0	0	0	2	0	22	0	1	1320	2
12:00 PM	9	8	164	3	1	2	0	0	0	5	0	0	0	3	162	1	1	2	0	0	0	0	4	0	0	359	4
12:15 PM	11	5	179	4	0	0	0	0	0	4	0	0	1	8	161	3	0	0	0	0	0	0	6	0	0	382	0
12:30 PM	6	7	137	5	0	0	0	0	0	10	0	0	0	7	166	2	0	0	0	0	0	0	6	0	0	346	0
12:45 PM	8	8	162	3	1	1	0	0	0	5	1	0	1	6	184	2	0	0	0	0	2	0	5	0	0	386	1
Hourly Total	34	28	642	15	2	3	0	0	0	24	1	0	2	24	673	8	1	2	0	2	2	0	21	0	0	1473	5
1:00 PM	2	8	146	1	0	0	0	0	0	4	0	0	0	7	168	2	0	0	0	0	0	0	9	1	0	347	0
1:15 PM	7	7	160	5	0	1	0	0	0	0	0	0	0	12	158	2	0	0	0	0	1	0	7	0	0	359	1
1:30 PM	11	5	135	3	0	0	0	0	0	5	0	1	1	9	137	5	0	0	0	0	1	0	7	1	5	319	6
1:45 PM	8	5	167	6	1	0	0	0	0	4	1	0	1	7	178	3	1	0	0	0	1	0	4	1	1	384	1
Hourly Total	28	25	608	15	1	1	0	0	0	13	1	1	2	35	641	12	1	0	0	3	3	0	27	3	6	1409	8
2:00 PM	4	5	155	5	1	3	0	0	0	9	0	1	1	10	150	2	0	0	0	0	1	0	6	0	0	348	4
2:15 PM	5	7	155	2	0	0	0	0	0	1	0	0	1	9	201	2	0	0	0	0	0	0	8	0	0	391	0
2:30 PM	4	9	187	1	2	0	0	0	0	4	0	0	0	13	155	6	0	0	0	0	1	0	7	1	0	387	0
2:45 PM	8	6	173	3	0	2	0	0	0	5	1	0	1	11	195	5	0	0	0	0	0	1	15	0	0	423	2
Hourly Total	21	27	670	11	3	5	0	0	0	19	1	1	3	43	701	15	0	0	0	0	2	1	36	1	0	1549	6
3:00 PM	7	4	162	4	0	0	0	0	0	8	0	0	0	7	202	2	0	0	0	0	0	0	3	0	0	399	0

3:15 PM	8	13	195	4	0	0	0	0	0	7	1	0	0	13	195	4	0	0	0	0	7	0	0	446	0	
3:30 PM	8	5	200	6	0	0	0	0	0	0	0	0	1	5	177	4	0	0	0	0	9	0	1	415	1	
3:45 PM	4	9	213	9	1	1	1	0	0	2	0	2	0	16	197	4	0	0	0	0	12	0	1	466	4	
Hourly Total	27	31	770	23	1	1	1	0	0	0	17	1	2	1	41	771	14	0	0	0	31	0	2	1726	5	
4:00 PM	8	4	178	3	0	2	0	0	0	0	4	0	0	0	13	217	1	0	0	0	12	1	1	440	3	
4:15 PM	7	10	195	8	2	0	0	0	0	3	0	0	0	13	209	6	0	0	0	11	1	1	462	1		
4:30 PM	10	12	204	4	1	0	0	0	0	4	0	2	0	12	212	4	0	0	0	10	1	0	472	2		
4:45 PM	6	11	209	3	0	0	0	0	0	4	1	0	1	11	210	4	0	0	0	1	4	1	1	465	1	
Hourly Total	31	37	786	18	3	2	0	0	0	15	1	2	1	49	848	15	0	0	0	1	1	37	4	3	1839	7
5:00 PM	7	14	202	13	1	1	0	0	0	5	1	1	1	16	183	10	0	0	0	7	1	0	458	2		
5:15 PM	5	6	190	4	0	0	0	0	0	4	0	0	1	20	188	4	0	0	0	5	1	0	427	0		
5:30 PM	8	7	177	4	0	0	0	0	0	4	1	0	1	10	192	3	0	0	0	1	0	8	0	0	415	0
5:45 PM	11	6	146	6	0	0	0	0	0	6	0	0	0	10	188	11	0	0	0	11	0	0	396	0		
Hourly Total	31	33	715	27	1	1	0	0	0	19	2	1	3	56	751	28	0	0	0	2	0	31	2	0	1696	2
TOTAL	320	328	6719	162	13	22	0	0	1	188	9	8	15	377	6962	150	2	3	0	25	4	304	14	17	15555	88
Cars+	320	324	6577	157			0	0	1	186			15	376	6801	147			0	25	4	300				
Trucks	0	4	142	5			0	0	0	2			0	1	161	3			0	0	0	4				322
% Trucks	0.0	1.2	2.1	3.1			0.0	0.0	0.0	1.1			0.0	0.3	2.3	2.0			0.0	0.0	0.0	1.3				2.1









Logan Ave






Total	114
In	34
Out	80

0	U-Turn	
1	Left	
1	Thru	
32	Right	
6	Peds	






MN-3		
Out	In	Total
831	915	1746

28	810	47	30	5
Right	Thru	Left	U-Turn	Peds
				

PM PEAK HOUR		
4:15 PM		5:15 PM
1857		
		

				
U-Turn	Left	Thru	Right	Peds
2	52	814	24	0

842	892	1734
Out	In	Total
MN-3		

	Right	16
	Thru	0
	Left	0
	U-Turn	0
	Peds	5

Out	72
In	16
Total	88

Logan Ave