

# MINNESOTA DEPARTMENT of TRANSPORTATION

Metro District Traffic Engineering

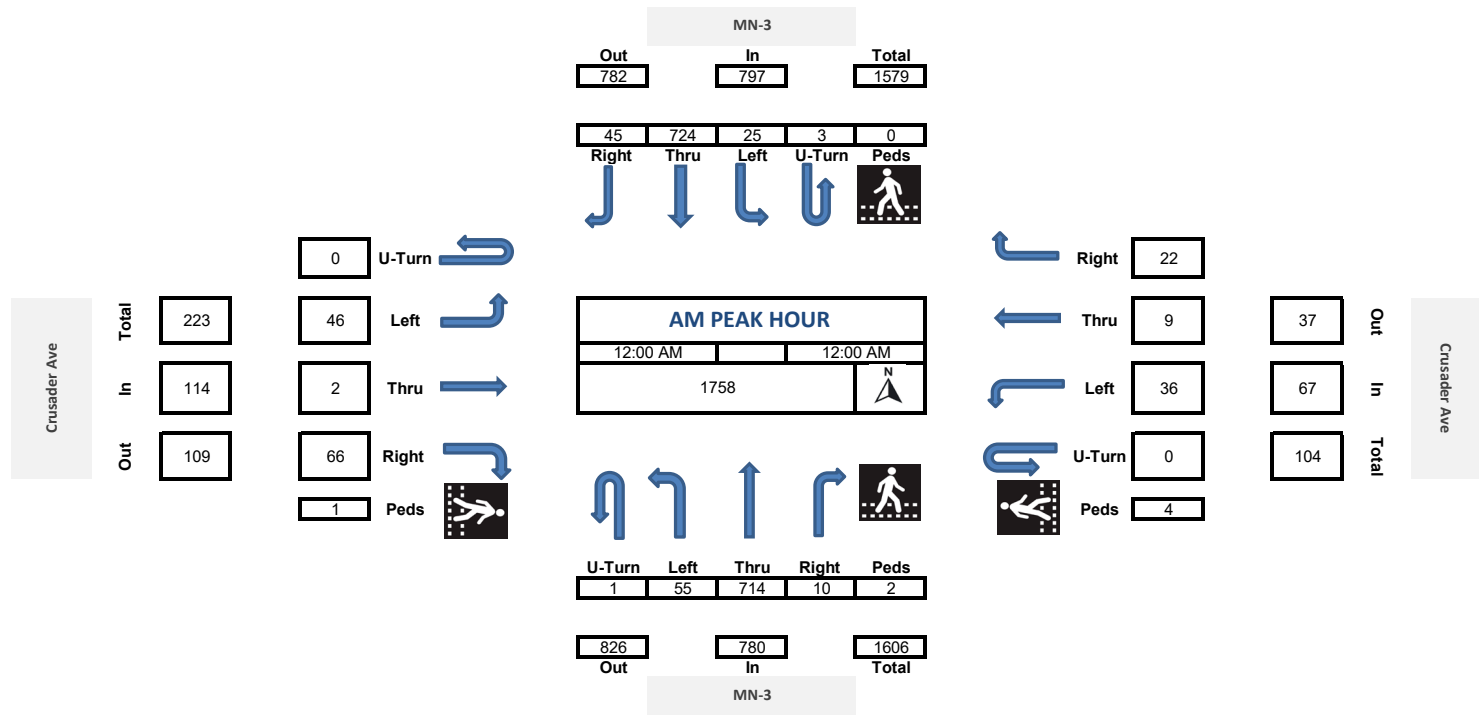
## METRO TRAFFIC DATA COLLECTION UNIT TURN MOVEMENT COUNTS

Program Support

Intersection: MN3 at Crusader Ave\_2024  
 City: West St Paul  
 County:  
 Ref.Pt.:  
 Start Date: 1/17/2024






Start Time	MN-3 South Bound						Crusader Ave West Bound						MN-3 North Bound						Crusader Ave East Bound						Int. Total	Peds Total	
	U Turns	Left Turns	Straight Through	Right Turns	EB Ped Crossings	WB Ped Crossings	U Turns	Left Turns	Straight Through	Right Turns	NB Ped Crossings	SB Ped Crossings	U Turns	Left Turns	Straight Through	Right Turns	EB Ped Crossings	WB Ped Crossings	U Turns	Left Turns	Straight Through	Right Turns	NB Ped Crossings	SB Ped Crossings			
6:00 AM	0	0	26	1	0	0	0	0	0	0	0	0	0	1	32	0	0	0	0	0	1	0	1	0	0	62	0
6:15 AM	0	0	39	0	0	0	0	0	0	0	0	0	0	1	35	0	0	0	0	0	0	0	3	0	0	78	0
6:30 AM	0	1	57	3	0	0	0	0	0	1	0	0	0	4	50	0	0	0	0	0	1	0	1	0	0	118	0
6:45 AM	0	0	67	3	0	0	0	0	0	0	0	0	0	13	61	0	0	0	0	0	3	0	4	0	0	151	0
Hourly Total	0	1	189	7	0	0	0	0	0	1	0	0	0	19	178	0	0	0	0	0	5	0	9	0	0	409	0
7:00 AM	0	0	75	2	0	0	0	2	0	1	0	1	0	3	80	0	0	0	0	0	0	0	3	0	0	166	1
7:15 AM	0	3	99	3	0	0	0	1	0	2	0	1	1	5	91	0	0	0	0	0	4	0	7	0	0	216	1
7:30 AM	0	1	108	7	0	0	0	0	1	1	0	0	1	15	111	0	0	0	0	0	5	1	17	0	0	268	0
7:45 AM	0	1	114	6	0	0	0	1	0	1	0	1	0	20	132	0	0	0	0	0	3	0	33	0	0	311	1
Hourly Total	0	5	396	18	0	0	0	4	1	5	0	3	2	43	414	0	0	0	0	0	12	1	60	0	0	961	3
8:00 AM	0	0	106	5	0	0	0	2	1	2	0	0	1	12	99	0	0	0	0	0	8	0	8	0	0	244	0
8:15 AM	0	1	110	5	0	0	0	2	0	3	0	0	0	14	117	1	0	0	0	0	9	0	17	0	0	279	0
8:30 AM	0	2	122	8	0	0	0	1	0	3	0	0	0	3	91	1	0	0	0	0	6	0	8	0	0	245	0
8:45 AM	0	2	100	8	0	0	0	2	0	1	0	0	0	12	117	2	0	0	0	0	6	0	3	0	0	253	0
Hourly Total	0	5	438	26	0	0	0	7	1	9	0	0	1	41	424	4	0	0	0	0	29	0	36	0	0	1021	0
9:00 AM	0	3	109	7	0	0	0	2	0	2	0	0	0	10	117	0	0	0	0	0	8	1	5	0	0	264	0
9:15 AM	0	2	100	6	0	0	0	5	0	2	0	0	0	5	109	1	0	0	0	0	5	1	7	0	0	243	0
9:30 AM	0	3	122	8	0	0	0	2	1	5	0	0	0	10	121	0	0	0	0	0	10	2	10	0	0	294	0
9:45 AM	1	4	135	5	0	0	0	2	1	2	0	0	0	13	109	3	0	0	0	0	9	0	12	0	0	296	0
Hourly Total	1	12	466	26	0	0	0	11	2	11	0	0	0	38	456	4	0	0	0	0	32	4	34	0	0	1097	0
10:00 AM	0	6	128	5	0	0	0	6	1	9	0	1	0	2	131	1	0	0	0	0	7	0	8	0	0	304	1
10:15 AM	0	4	136	7	0	1	0	3	0	2	1	0	0	14	131	2	0	0	0	0	4	3	13	0	1	319	2
10:30 AM	0	2	142	7	0	0	0	4	0	4	0	0	2	4	109	0	0	0	0	0	12	0	7	0	1	293	1
10:45 AM	0	3	168	12	0	0	0	5	0	6	0	0	0	12	134	1	0	0	0	0	5	1	9	1	0	356	0
Hourly Total	0	15	574	31	0	1	0	18	1	21	1	1	2	32	505	4	0	0	0	0	28	4	37	1	2	1272	4
11:00 AM	1	3	149	6	0	0	0	6	1	6	0	0	0	13	131	1	0	0	0	0	10	0	14	0	0	341	0
11:15 AM	0	8	149	6	0	0	0	3	3	2	1	0	1	11	169	1	1	0	0	0	4	1	11	1	0	369	0
11:30 AM	0	4	177	8	0	0	0	11	2	4	0	1	0	15	207	2	0	1	0	0	9	0	14	0	0	453	2
11:45 AM	1	6	186	13	0	0	0	5	2	5	0	1	0	16	160	4	0	1	0	0	15	0	15	0	1	428	2
Hourly Total	2	21	661	33	0	0	0	25	8	17	1	2	1	55	667	8	1	1	0	0	38	1	54	1	1	1591	4
12:00 PM	2	7	174	8	0	0	0	12	3	3	0	1	0	10	174	3	0	0	0	0	16	1	22	0	0	435	1
12:15 PM	0	8	187	16	0	0	0	8	2	10	1	0	1	14	173	1	1	0	0	0	6	1	15	0	0	442	0
12:30 PM	3	8	197	10	0	0	0	4	0	7	0	0	0	12	154	1	0	0	0	0	7	0	16	1	0	419	0
12:45 PM	0	2	186	14	0	0	0	5	1	13	1	0	1	12	166	2	0	0	0	0	14	0	9	1	0	425	0
Hourly Total	5	25	744	48	0	0	0	29	6	33	2	1	2	48	667	7	1	0	0	0	43	2	62	2	0	1721	1
1:00 PM	1	6	196	8	0	0	0	4	0	4	0	1	1	17	143	3	0	1	0	0	9	0	14	0	0	406	2
1:15 PM	0	4	170	9	0	0	0	5	0	6	0	0	1	13	161	4	0	0	0	0	9	1	12	0	0	395	0
1:30 PM	0	4	172	8	0	0	0	6	0	8	0	0	1	18	167	2	0	0	0	0	10	2	9	0	2	407	2
1:45 PM	1	5	181	7	0	0	0	8	2	11	0	0	0	11	172	4	0	0	0	0	3	0	11	1	1	416	1
Hourly Total	2	19	719	32	0	0	0	23	2	29	0	1	3	59	643	13	0	1	0	0	31	3	46	1	3	1624	5
2:00 PM	1	4	187	11	0	0	0	8	2	10	0	0	1	23	144	4	0	0	0	0	14	1	15	2	0	425	0
2:15 PM	0	2	209	16	0	0	0	4	0	3	0	0	1	10	154	0	0	0	0	0	21	1	12	1	0	433	0
2:30 PM	1	3	202	18	0	0	0	7	0	3	0	0	1	21	176	2	0	0	0	0	10	1	16	1	0	461	0
2:45 PM	0	7	160	11	0	0	0	11	2	7	0	0	1	22	178	2	0	0	0	0	19	1	19	0	0	440	0
Hourly Total	2	16	758	56	0	0	0	30	4	23	0	0	4	76	652	8	0	0	0	0	64	4	62	4	0	1759	0
3:00 PM	0	4	189	17	0	0	0	6	3	9	0	0	1	29	175	3	0	0	0	0	9	2	24	0	2	471	2

3:15 PM	1	10	210	9	0	0	0	5	0	10	0	0	0	20	198	3	0	0	0	16	0	47	1	0	529	0
3:30 PM	1	6	185	13	0	0	0	9	0	10	2	0	0	16	186	3	0	0	0	14	0	17	0	0	460	0
3:45 PM	0	9	222	10	0	0	0	9	2	8	0	0	1	19	187	5	0	0	0	13	1	12	0	2	498	2
Hourly Total	2	29	806	49	0	0	0	29	5	37	2	0	2	84	746	14	0	0	0	52	3	100	1	4	1958	4
4:00 PM	1	4	205	20	0	0	0	11	4	12	0	1	3	17	204	3	0	0	0	13	2	16	0	0	515	1
4:15 PM	3	9	211	14	0	0	0	6	0	14	0	0	0	15	187	2	0	0	0	11	2	23	0	0	497	0
4:30 PM	0	9	214	13	0	0	0	12	1	8	0	0	0	20	210	0	0	0	0	17	0	27	0	0	531	0
4:45 PM	1	10	221	17	0	0	0	6	0	10	2	0	3	20	195	1	0	0	0	13	1	28	0	0	526	0
Hourly Total	5	32	851	64	0	0	0	35	5	44	2	1	6	72	796	6	0	0	0	54	5	94	0	0	2069	1
5:00 PM	1	9	238	13	0	0	0	11	4	9	0	0	2	13	160	5	0	0	0	25	2	28	0	0	520	0
5:15 PM	1	5	207	11	0	0	0	10	2	4	0	0	1	13	187	1	0	0	0	11	0	13	0	0	466	0
5:30 PM	0	6	185	6	0	0	0	13	1	6	0	0	0	13	185	5	1	0	0	7	0	13	0	0	440	0
5:45 PM	1	6	185	5	0	0	0	9	2	8	0	0	1	10	183	1	0	1	0	16	1	23	0	1	451	2
Hourly Total	3	26	815	35	0	0	0	43	9	27	0	0	4	49	715	12	1	1	0	59	3	77	0	1	1877	2
<b>TOTAL</b>	<b>22</b>	<b>206</b>	<b>7417</b>	<b>425</b>	<b>0</b>	<b>1</b>	<b>0</b>	<b>254</b>	<b>44</b>	<b>257</b>	<b>8</b>	<b>9</b>	<b>27</b>	<b>616</b>	<b>6863</b>	<b>80</b>	<b>3</b>	<b>3</b>	<b>0</b>	<b>447</b>	<b>30</b>	<b>671</b>	<b>10</b>	<b>11</b>	<b>17359</b>	<b>45</b>
Cars+	22	204	7303	415			0	252	43	256			27	612	6744	80			0	441	30	666				
Trucks	0	2	114	10			0	2	1	1			0	4	119	0			0	6	0	5				264
% Trucks	0.0	1.0	1.5	2.4			0.0	0.8	2.3	0.4			0.0	0.6	1.7	0.0			0.0	1.3	0.0	0.7				1.5









Crusader Ave






Total	307
In	177
Out	130

0	U-Turn	
66	Left	
5	Thru	
106	Right	
0	Peds	






MN-3		
Out	In	Total
859	983	1842

57	884	37	5	0
Right	Thru	Left	U-Turn	Peds
				

PM PEAK HOUR		
4:15 PM		5:15 PM
2074		

				
U-Turn	Left	Thru	Right	Peds
5	68	752	8	0

1025	833	1858
Out	In	Total
MN-3		

	Right	41
	Thru	5
	Left	35
	U-Turn	0
	Peds	2

Out	50
In	81
Total	131

Crusader Ave