

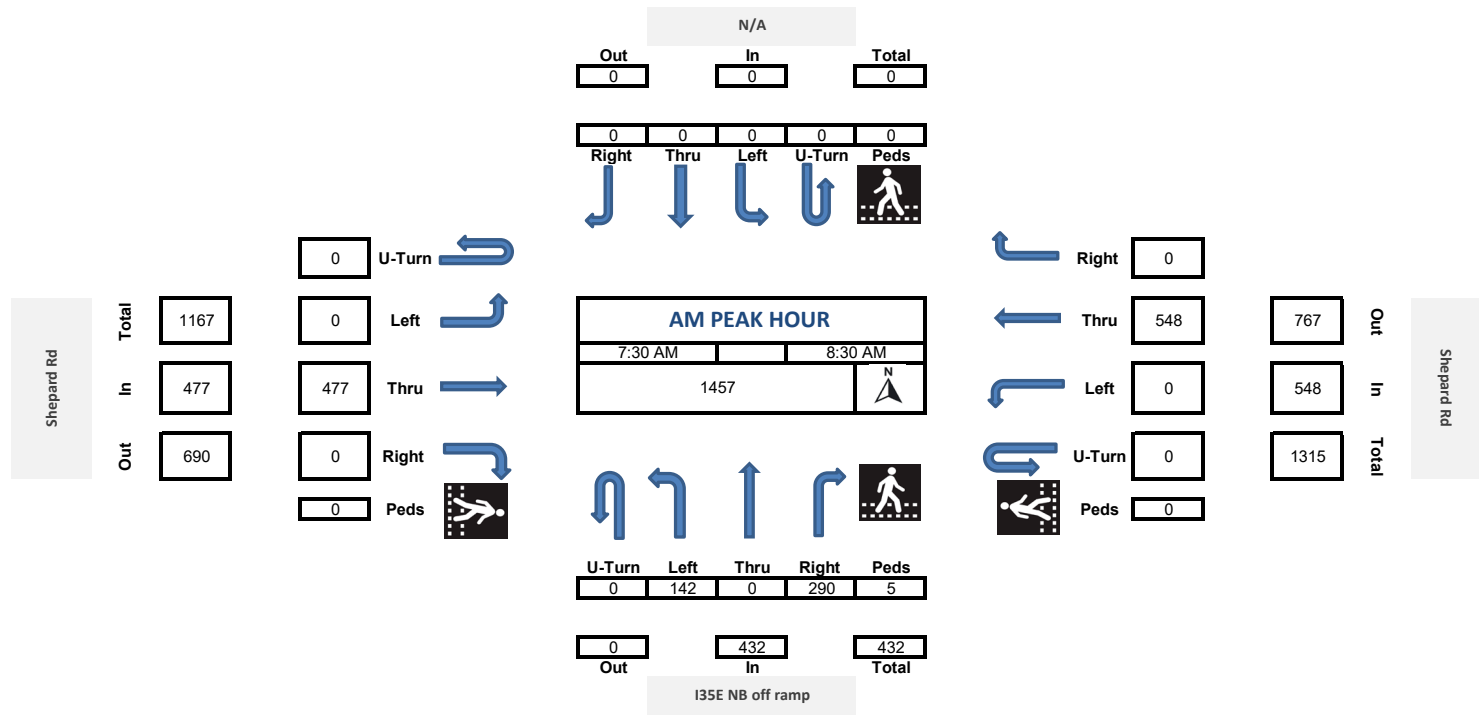
MINNESOTA DEPARTMENT of TRANSPORTATION

Metro District Traffic Engineering
Program Support

METRO TRAFFIC DATA COLLECTION UNIT
TURN MOVEMENT COUNTS






Intersection: I35E at Shepard Rd (E.Ramp)_2023																										
City: St Paul																										
County:																										
Ref.Pt.:																										
Start Date: 11/14/2023																										
Road Name	N/A						Shepard Rd						I35E NB off ramp						Shepard Rd							
Direction	South Bound						West Bound						North Bound						East Bound						Int. Total	Peds Total
Start Time	U Turns	Left Turns	Straight Through	Right Turns	EB Ped Crossings	WB Ped Crossings	U Turns	Left Turns	Straight Through	Right Turns	NB Ped Crossings	SB Ped Crossings	U Turns	Left Turns	Straight Through	Right Turns	EB Ped Crossings	WB Ped Crossings	U Turns	Left Turns	Straight Through	Right Turns	NB Ped Crossings	SB Ped Crossings	Int. Total	Peds Total
6:00 AM	0	0	0	0	0	0	0	0	46	0	0	0	0	11	0	24	0	0	0	0	16	0	0	0	97	0
6:15 AM	0	0	0	0	0	0	0	0	53	0	0	0	0	19	0	31	0	0	0	0	25	0	0	0	128	0
6:30 AM	0	0	0	0	0	0	0	0	51	0	0	0	0	17	0	51	0	0	0	0	36	0	0	0	155	0
6:45 AM	0	0	0	0	0	0	0	0	89	0	0	0	0	18	0	63	0	1	1	0	45	0	0	0	215	1
Hourly Total	0	0	0	0	0	0	0	0	239	0	0	0	0	65	0	169	0	1	1	0	122	0	0	0	595	1
7:00 AM	0	0	0	0	0	0	0	0	86	0	0	0	0	23	0	42	0	0	0	0	48	0	0	0	199	0
7:15 AM	0	0	0	0	0	0	0	0	127	0	0	0	0	30	0	74	0	0	0	0	78	0	0	0	309	0
7:30 AM	0	0	0	0	0	0	0	0	121	0	0	0	0	32	0	66	2	0	0	0	101	0	0	0	320	0
7:45 AM	0	0	0	0	0	0	0	0	144	0	0	0	0	28	0	71	0	1	1	0	141	0	0	0	384	1
Hourly Total	0	0	0	0	0	0	0	0	478	0	0	0	0	113	0	253	2	1	1	0	368	0	0	0	1212	1
8:00 AM	0	0	0	0	0	0	0	0	136	0	0	0	0	41	0	75	0	0	0	0	119	0	0	0	371	0
8:15 AM	0	0	0	0	0	0	0	0	147	0	0	0	0	41	0	78	2	0	0	0	116	0	0	0	382	0
8:30 AM	0	0	0	0	0	0	0	0	96	0	0	0	0	37	0	70	0	0	0	0	108	0	0	0	311	0
8:45 AM	0	0	0	0	0	0	0	0	101	0	0	0	0	27	0	62	0	0	0	0	94	0	0	0	284	0
Hourly Total	0	0	0	0	0	0	0	0	480	0	0	0	0	146	0	285	2	0	0	0	437	0	0	0	1348	0
9:00 AM	0	0	0	0	0	0	0	0	71	0	0	0	0	20	0	41	0	0	0	0	72	0	0	0	204	0
9:15 AM	0	0	0	0	0	0	0	0	59	0	0	0	0	23	0	47	2	0	0	0	71	0	0	0	200	0
9:30 AM	0	0	0	0	0	0	0	0	58	0	0	0	0	28	0	22	0	0	0	0	56	0	0	0	164	0
9:45 AM	0	0	0	0	0	0	0	0	72	0	0	0	0	24	0	33	1	1	1	0	49	0	0	0	178	1
Hourly Total	0	0	0	0	0	0	0	0	260	0	0	0	0	95	0	143	3	1	1	0	248	0	0	0	746	1
10:00 AM	0	0	0	0	0	0	0	0	57	0	0	0	0	19	0	19	0	0	0	0	42	0	0	0	137	0
10:15 AM	0	0	0	0	0	0	0	0	58	0	0	0	0	19	0	29	0	0	0	0	33	0	0	0	139	0
10:30 AM	0	0	0	0	0	0	0	0	54	0	0	0	2	27	0	21	0	0	0	0	26	0	0	0	130	0
10:45 AM	0	0	0	0	0	0	0	0	55	0	0	0	0	20	0	37	0	0	1	0	23	0	0	0	135	1
Hourly Total	0	0	0	0	0	0	0	0	224	0	0	0	2	85	0	106	0	1	1	0	124	0	0	0	541	1
11:00 AM	0	0	0	0	0	0	0	0	64	0	0	0	0	21	0	20	1	0	0	0	33	0	0	0	138	0
11:15 AM	0	0	0	0	0	0	0	0	64	0	0	0	0	20	0	18	0	0	0	0	40	0	0	0	142	0
11:30 AM	0	0	0	0	0	0	0	0	67	0	0	0	0	26	0	23	0	0	0	0	39	0	0	0	155	0
11:45 AM	0	0	0	0	0	0	0	0	65	0	0	0	0	27	0	33	0	0	0	0	21	0	0	0	146	0
Hourly Total	0	0	0	0	0	0	0	0	260	0	0	0	0	94	0	94	1	0	0	0	133	0	0	0	581	0
12:00 PM	0	0	0	0	0	0	0	0	73	0	0	0	1	18	0	19	0	0	0	0	19	0	0	0	130	0
12:15 PM	0	0	0	0	0	0	0	0	74	0	0	0	1	26	0	26	0	0	0	0	2	0	0	0	129	0
12:30 PM	0	0	0	0	0	0	0	0	75	0	0	0	1	21	0	26	4	0	0	0	2	0	0	0	125	0
12:45 PM	0	0	0	0	0	0	0	0	74	0	0	0	0	16	0	36	0	0	0	0	17	0	0	0	143	0
Hourly Total	0	0	0	0	0	0	0	0	296	0	0	0	3	81	0	107	4	0	0	0	40	0	0	0	527	0
1:00 PM	0	0	0	0	0	0	0	0	70	0	0	0	0	17	0	21	0	0	0	0	26	0	0	0	134	0
1:15 PM	0	0	0	0	0	0	0	0	53	0	0	0	0	24	0	18	0	0	0	0	30	0	0	0	125	0
1:30 PM	0	0	0	0	0	0	0	0	73	0	0	0	0	26	0	28	0	0	0	0	32	0	0	0	159	0
1:45 PM	0	0	0	0	0	0	0	0	64	0	0	0	0	27	0	36	0	0	0	0	49	0	0	0	176	0
Hourly Total	0	0	0	0	0	0	0	0	260	0	0	0	0	94	0	103	0	0	0	0	137	0	0	0	594	0
2:00 PM	0	0	0	0	0	0	0	0	73	0	0	0	0	20	0	43	0	0	0	0	50	0	0	0	186	0
2:15 PM	0	0	0	0	0	0	0	0	77	0	0	0	0	29	0	33	1	0	0	0	51	0	0	0	190	0
2:30 PM	0	0	0	0	0	0	0	0	113	0	0	0	0	29	0	37	0	0	0	0	49	0	0	0	228	0
2:45 PM	0	0	0	0	0	0	0	0	96	0	0	0	0	42	0	48	0	0	0	0	58	0	0	0	244	0
Hourly Total	0	0	0	0	0	0	0	0	359	0	0	0	0	120	0	161	1	0	0	0	208	0	0	0	848	0
3:00 PM	0	0	0	0	0	0	0	0	111	0	0	0	0	23	0	41	0	0	0	0	57	0	0	0	232	0

3:15 PM	0	0	0	0	0	0	0	0	0	149	0	0	0	0	30	0	68	0	0	0	0	63	0	0	0	310	0
3:30 PM	0	0	0	0	0	0	0	0	0	137	0	0	0	0	28	0	48	0	2	0	0	71	0	0	0	284	2
3:45 PM	0	0	0	0	0	0	0	0	0	175	0	0	0	0	32	0	63	0	0	0	0	73	0	0	0	343	0
Hourly Total	0	0	0	0	0	0	0	0	0	572	0	0	0	0	113	0	220	0	2	0	0	264	0	0	0	1169	2
4:00 PM	0	0	0	0	0	0	0	0	0	202	0	0	0	0	29	0	55	0	0	0	0	95	0	0	0	381	0
4:15 PM	0	0	0	0	0	0	0	0	0	232	0	0	0	0	30	0	51	0	0	0	0	82	0	0	0	395	0
4:30 PM	0	0	0	0	0	0	0	0	0	232	0	0	0	0	33	0	70	0	3	0	0	77	0	0	0	412	3
4:45 PM	0	0	0	0	0	0	0	0	0	267	0	0	0	0	35	0	65	1	0	0	0	96	0	0	0	463	0
Hourly Total	0	0	0	0	0	0	0	0	0	933	0	0	0	0	127	0	241	1	3	0	0	350	0	0	0	1651	3
5:00 PM	0	0	0	0	0	0	0	0	0	270	0	0	0	0	34	0	56	2	0	0	0	106	0	0	0	466	0
5:15 PM	0	0	0	0	0	0	0	0	0	232	0	0	0	0	33	0	59	0	0	0	0	112	0	0	0	436	0
5:30 PM	0	0	0	0	0	0	0	0	0	170	0	0	0	0	27	0	74	1	0	0	0	79	0	0	0	350	0
5:45 PM	0	0	0	0	0	0	0	0	0	131	0	0	0	0	22	0	57	1	0	0	0	86	0	0	0	296	0
Hourly Total	0	0	0	0	0	0	0	0	0	803	0	0	0	0	116	0	246	4	0	0	0	383	0	0	0	1548	0
TOTAL	0	0	0	0	0	0	0	0	0	5164	0	0	0	5	1249	0	2128	18	9	0	0	2814	0	0	0	11360	27
Cars+	0	0	0	0	0	0	0	0	0	5018	0	0	0	5	1195	0	2018	0	0	0	0	2760	0	0	0	11360	27
Trucks	0	0	0	0	0	0	0	0	0	146	0	0	0	0	54	0	110	0	0	0	0	54	0	0	0	364	0
% Trucks	0.0	0.0	0.0	0.0	0.0	0.0	0.0	0.0	0.0	2.8	0.0	0.0	0.0	0.0	4.3	0.0	5.2	0.0	0.0	0.0	0.0	1.9	0.0	0.0	0.0	3.2	0.0








Shepard Rd






Total	1527
In	391
Out	1136

0	U-Turn	
0	Left	
391	Thru	
0	Right	
0	Peds	

N/A		
Out	In	Total
0	0	0






0	0	0	0	0
Right	Thru	Left	U-Turn	Peds
				

PM PEAK HOUR		
4:30 PM		5:30 PM
1777		
		N

				
U-Turn	Left	Thru	Right	Peds
0	135	0	250	6

0	385	385
Out	In	Total

I35E NB off ramp

	Right	0
	Thru	1001
	Left	0
	U-Turn	0
	Peds	0

Out	641
In	1001
Total	1642

Shepard Rd