



Traffic Data Inc

PO Box 16296
St. Louis Park, MN 55416

CSAH 30 & Blackhawk Rd
Eagan, MN

File Name : 17 - CSAH 30 & Blackhawk Rd, 6-25-15, 6am-7pm
Site Code : 17
Start Date : 6/25/2015
Page No : 1

Groups Printed- Cars + - Trucks

Start Time	Blackhawk Rd Southbound						CSAH 30 (Diffey Rd) Westbound						Blackhawk Rd Northbound						CSAH 30 (Diffey Rd) Eastbound						
	UTm	Left	Thru	Right	Peds	App. Total	UTm	Left	Thru	Right	Peds	App. Total	UTm	Left	Thru	Right	Peds	App. Total	UTm	Left	Thru	Right	Peds	App. Total	Int. Total
06:00 AM	0	25	7	7	0	39	0	4	27	9	2	42	0	2	17	23	1	43	0	2	59	4	2	67	191
06:15 AM	0	32	5	10	1	48	0	3	28	8	0	39	0	4	31	25	0	60	0	5	82	2	0	89	236
06:30 AM	0	29	5	6	1	41	2	7	42	18	0	69	0	3	32	31	1	67	0	8	112	5	0	125	302
06:45 AM	0	30	14	11	2	57	0	15	56	20	0	91	0	5	40	27	0	72	0	11	98	9	0	118	338
Total	0	116	31	34	4	185	2	29	153	55	2	241	0	14	120	106	2	242	0	26	351	20	2	399	1067
07:00 AM	0	40	13	12	0	65	0	8	71	29	0	108	0	12	54	28	1	95	0	8	107	3	0	113	386
07:15 AM	0	30	7	10	1	48	1	8	54	33	0	96	0	5	61	28	2	86	0	14	126	6	2	148	388
07:30 AM	0	38	13	14	0	66	0	10	73	28	1	112	0	8	72	25	1	106	0	23	122	3	1	149	433
07:45 AM	0	43	20	12	4	79	0	13	71	40	1	125	0	8	58	36	1	103	0	13	107	8	0	128	435
Total	0	152	53	48	5	258	1	39	269	130	2	441	0	33	245	117	5	400	0	58	462	20	3	543	1642
08:00 AM	0	23	14	8	2	47	0	13	71	37	0	121	0	4	45	31	1	81	0	16	84	3	1	104	353
08:15 AM	1	28	22	4	6	61	2	12	61	19	0	94	0	10	51	18	3	82	0	11	96	4	3	114	351
08:30 AM	0	38	23	10	2	73	0	10	50	19	0	79	0	6	30	19	0	55	0	7	96	6	1	110	317
08:45 AM	0	30	15	10	1	56	0	7	56	21	1	85	0	7	35	21	6	69	0	11	93	9	1	114	324
Total	1	119	74	32	11	237	2	42	238	96	1	379	0	27	161	88	10	287	0	45	368	22	6	442	1345
09:00 AM	0	35	17	7	0	59	2	14	60	14	0	80	0	3	15	23	1	42	0	11	69	6	1	87	278
09:15 AM	0	29	18	5	0	53	1	20	64	17	0	102	0	2	18	27	0	47	0	5	91	8	0	104	306
09:30 AM	0	23	13	8	0	44	1	18	49	17	0	85	0	5	24	17	0	46	0	10	80	7	0	97	272
09:45 AM	0	22	19	10	4	55	0	20	67	17	0	104	0	8	16	25	0	51	0	9	82	11	4	106	316
Total	0	109	68	30	4	211	4	72	240	65	0	381	0	18	75	92	1	186	0	35	322	32	5	394	1172
10:00 AM	0	27	14	7	2	50	1	13	57	15	5	91	0	3	18	21	1	43	0	9	73	3	0	85	289
10:15 AM	0	19	15	13	2	49	1	12	58	14	0	84	0	7	21	26	0	54	0	7	76	7	0	90	277
10:30 AM	1	21	22	10	2	56	2	19	54	19	2	96	0	5	24	20	0	49	0	11	91	8	0	110	311
10:45 AM	1	29	16	15	3	64	1	23	47	13	0	84	0	5	24	23	1	53	0	9	77	8	1	95	286
Total	2	96	67	45	9	219	4	67	216	61	7	355	0	20	87	90	2	199	0	36	317	26	1	380	1153
11:00 AM	0	34	22	16	0	74	0	22	66	20	1	109	0	3	20	19	0	42	0	6	73	5	0	84	309
11:15 AM	0	35	28	16	0	79	1	26	78	20	0	125	0	5	15	25	2	47	0	12	95	8	1	116	357
11:30 AM	0	29	39	19	1	88	0	16	90	24	2	132	0	10	18	33	2	63	0	7	99	10	0	116	399
11:45 AM	0	34	27	7	0	88	2	30	73	15	0	120	0	10	26	45	0	81	0	11	89	7	1	108	377
Total	0	132	116	60	1	309	3	94	307	79	3	486	0	28	79	122	4	233	0	36	356	30	2	424	1452
12:00 PM	0	29	23	9	0	61	2	30	94	22	2	150	0	7	20	26	4	57	0	12	116	9	0	137	405
12:15 PM	0	15	20	15	0	50	1	33	73	16	0	124	0	7	28	27	0	62	0	10	76	13	0	100	356
12:30 PM	0	24	19	5	1	49	1	23	88	17	0	129	0	10	21	34	0	65	0	6	120	5	0	132	375
12:45 PM	0	24	25	16	1	66	0	32	90	25	2	147	0	8	29	26	4	63	0	10	128	8	0	144	420
Total	0	92	87	45	2	226	3	118	345	82	2	550	0	32	98	113	4	247	0	38	440	33	0	513	1556
01:00 PM	0	33	25	12	1	71	4	23	64	20	0	111	0	12	33	28	0	73	0	11	81	8	0	100	355
01:15 PM	0	23	23	11	2	58	1	25	72	12	1	111	0	6	36	15	1	58	0	6	106	6	1	119	347
01:30 PM	0	18	12	9	0	39	2	22	68	13	0	106	0	6	38	35	0	79	0	15	92	5	0	112	336
01:45 PM	0	20	25	7	2	54	2	23	66	16	0	107	0	8	18	29	1	55	0	4	89	8	0	101	317
Total	0	94	85	39	5	223	9	93	271	61	1	435	0	32	125	107	1	265	0	36	368	27	1	432	1355



Traffic Data Inc
 PO Box 16296
 St. Louis Park, MN 55416

CSAH 30 & Blackhawk Rd
 Eagan, MN

File Name : 17 - CSAH 30 & Blackhawk Rd, 6-25-15, 6am-7pm
 Site Code : 17
 Start Date : 6/25/2015
 Page No : 2

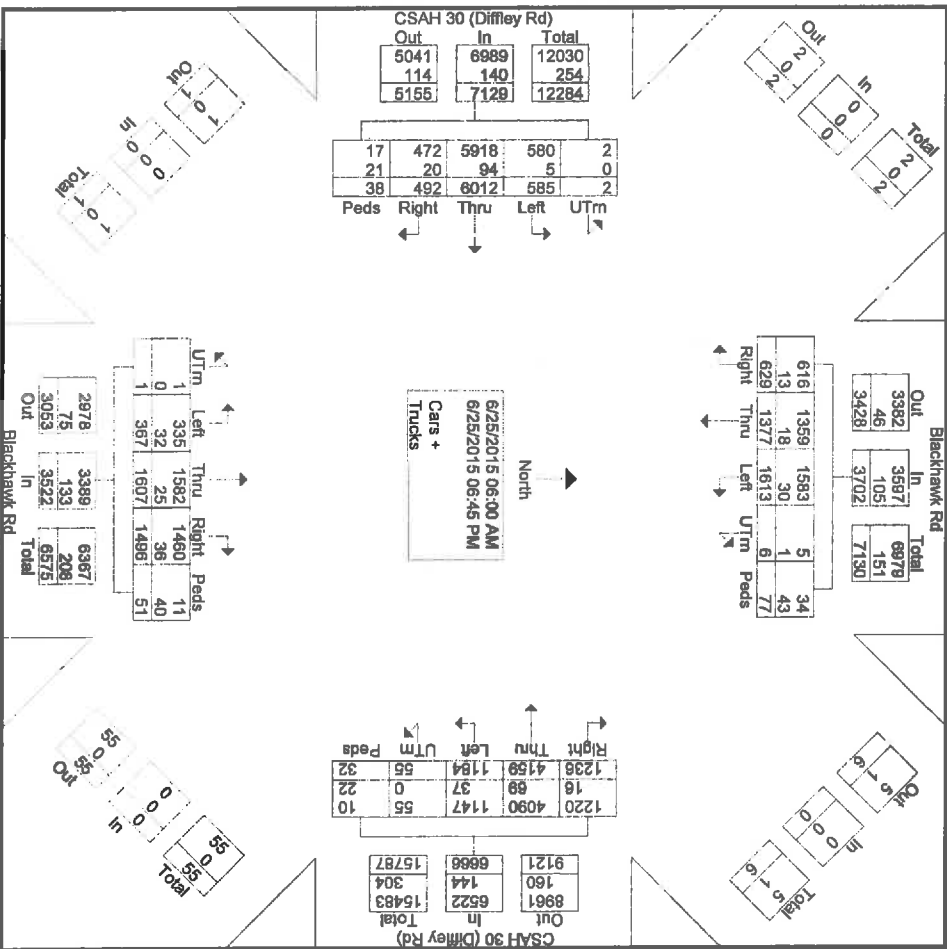
Start Time	Blackhawk Rd Southbound						CSAH 30 (Difley Rd) Westbound						Blackhawk Rd Northbound						CSAH 30 (Difley Rd) Eastbound						
	UTM	Left	Thru	Right	Peds	App. Total	UTM	Left	Thru	Right	Peds	App. Total	UTM	Left	Thru	Right	Peds	App. Total	UTM	Left	Thru	Right	Peds	App. Total	Int. Total
02:00 PM	0	20	22	9	2	53	1	24	67	15	0	107	0	4	32	19	1	56	0	12	82	13	0	107	323
02:15 PM	0	31	22	8	0	61	0	24	72	18	0	114	0	9	22	26	0	57	0	6	117	6	0	129	361
02:30 PM	0	32	39	11	2	84	0	21	62	15	2	100	0	8	29	32	2	71	0	8	126	12	0	146	401
02:45 PM	0	19	31	9	0	59	1	28	95	31	2	157	0	9	25	36	3	73	0	10	100	15	0	125	414
Total	0	102	114	37	4	257	2	97	296	79	4	478	0	30	108	113	6	257	0	36	425	46	0	507	1499
03:00 PM	0	22	32	12	1	67	1	28	78	28	0	135	0	6	28	30	0	64	0	15	110	8	0	133	399
03:15 PM	0	33	32	15	0	80	1	31	90	20	0	142	0	5	18	24	0	48	0	16	120	11	0	147	417
03:30 PM	0	32	42	7	1	82	0	45	107	30	0	182	0	6	20	35	0	61	0	18	142	18	0	178	503
03:45 PM	0	28	42	20	1	91	4	34	114	25	1	178	0	9	25	40	0	74	0	11	148	16	1	176	519
Total	0	115	148	54	3	320	6	138	389	103	1	637	0	26	91	129	0	247	0	60	520	53	1	634	1838
04:00 PM	0	36	49	10	2	97	1	41	104	31	0	177	0	4	32	34	0	70	0	18	156	17	2	193	537
04:15 PM	0	28	58	15	0	101	0	50	129	30	1	210	0	12	31	43	1	87	0	13	172	14	1	200	598
04:30 PM	0	44	47	19	1	111	2	26	106	18	0	152	0	11	45	41	2	89	0	10	201	21	0	232	584
04:45 PM	0	56	60	18	1	135	0	43	140	41	2	226	0	5	42	37	2	86	0	17	189	14	0	220	687
Total	0	164	214	62	4	444	3	160	479	120	3	765	0	32	150	155	5	342	0	58	718	66	3	845	2396
05:00 PM	1	63	54	20	0	138	1	28	144	41	0	214	0	10	41	41	2	94	0	12	185	15	0	212	568
05:15 PM	0	36	56	16	6	114	1	32	153	51	2	239	0	9	37	50	2	98	0	19	224	19	2	264	715
05:30 PM	0	40	44	14	3	101	2	38	122	41	0	203	0	8	36	35	1	81	0	18	194	15	1	228	613
05:45 PM	0	35	46	23	1	106	3	36	142	60	1	242	0	9	31	32	1	73	0	13	192	9	5	219	640
Total	1	175	200	73	10	459	7	134	561	193	3	898	0	36	145	158	7	346	0	62	795	58	8	923	2626
06:00 PM	0	43	34	26	5	108	2	23	115	26	3	169	0	13	40	27	2	82	0	18	169	17	2	206	565
06:15 PM	1	35	32	13	1	82	4	28	89	21	0	140	0	10	31	25	0	65	0	15	156	16	1	188	476
06:30 PM	0	38	27	14	6	86	2	20	90	23	0	137	0	8	29	27	1	65	0	15	126	12	2	155	443
06:45 PM	0	31	27	17	3	78	1	30	101	42	0	174	0	8	23	26	1	58	0	11	118	14	1	144	454
Total	2	147	120	70	15	354	9	101	395	112	3	620	0	39	123	105	4	271	0	59	569	59	6	693	1938
Grand Total	6	1613	1377	629	77	3702	55	1184	4159	1236	32	6666	1	367	1607	1496	51	3522	2	585	6012	492	38	7129	21019
Apprch %	0.2	43.6	37.2	17	2.1	17.6	0.8	17.8	62.4	18.5	0.5	31.7	0	10.4	45.6	42.5	1.4	16.8	0	8.2	84.3	6.9	0.5	33.9	
Total %	0	7.7	6.6	3	0.4	17.6	0.3	5.6	19.8	5.9	0.2	31.7	0	1.7	7.6	7.1	0.2	16.8	0	2.8	28.6	2.3	0.2	33.9	
Cars +	5	1583	1359	616	34	3597	55	1147	4090	1220	10	6522	1	335	1582	1480	11	3389	2	590	5918	472	17	6989	20497
% Cars +	83.3	98.1	98.7	97.9	44.2	97.2	100	96.9	98.3	98.7	31.2	97.8	100	91.3	98.4	97.6	21.6	96.2	100	99.1	98.4	95.9	44.7	98.9	97.5
% Trucks	16.7	1.9	1.3	2.1	55.8	2.8	0	3.1	1.7	1.3	68.8	2.2	0	8.7	1.6	2.4	78.4	3.8	0	0.9	1.6	4.1	55.3	1.1	2.5



Traffic Data Inc
 PO Box 16296
 St. Louis Park, MN 55416

CSAH 30 & Blackhawk Rd
Eagan, MN

File Name : 17 - CSAH 30 & Blackhawk Rd, 6-25-15, 6am-7pm
Site Code : 17
Start Date : 6/25/2015
Page No : 3





Traffic Data Inc
 PO Box 16296
 St. Louis Park, MN 55416

CSAH 30 & Blackhawk Rd
 Eagan, MN

File Name : 17 - CSAH 30 & Blackhawk Rd, 6-25-15, 6am-7pm
 Site Code : 17
 Start Date : 6/25/2015
 Page No : 4

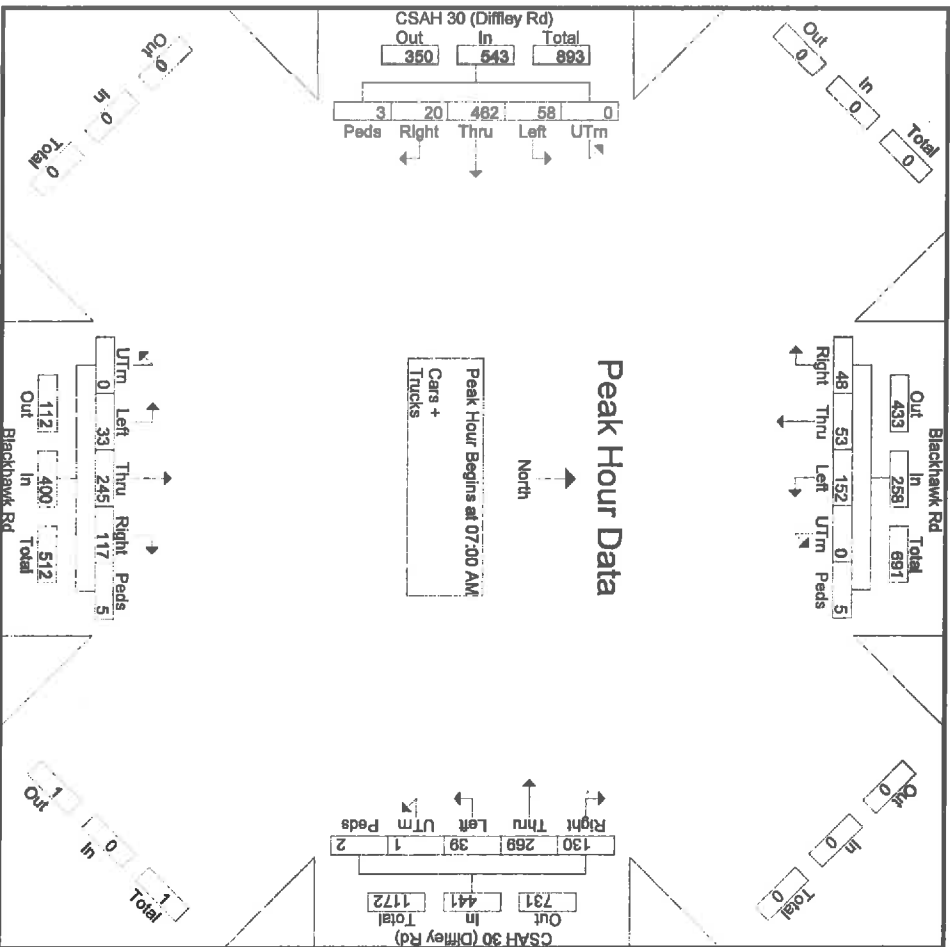
Start Time	Blackhawk Rd Southbound					CSAH 30 (Duffey Rd) Westbound					Blackhawk Rd Northbound					CSAH 30 (Duffey Rd) Eastbound						
	UTM	Left	Thru	Right	Peds	UTM	Left	Thru	Right	Peds	UTM	Left	Thru	Right	Peds	UTM	Left	Thru	Right	Peds		
Peak Hour Analysis From 06:00 AM to 09:45 AM - Peak 1 of 1																						
Peak Hour for Entire Intersection Begins at 07:00 AM																						
07:00 AM	0	40	13	12	0	0	8	71	29	0	0	12	54	28	1	0	8	107	3	0	118	
07:15 AM	0	30	7	10	1	1	8	54	33	0	0	5	61	28	2	0	14	126	6	2	148	
07:30 AM	0	39	13	14	0	0	10	73	28	1	0	8	72	25	1	0	23	122	3	1	149	
07:45 AM	0	43	20	12	4	0	13	71	40	1	0	8	58	36	1	0	13	107	8	0	128	
Total Volume	0	152	53	48	5	1	39	269	130	2	0	33	245	117	5	0	58	462	20	3	543	
% App. Total	0	58.9	20.5	18.6	1.9	0.2	8.8	61	29.5	0.5	0	8.2	61.2	29.2	1.2	0	10.7	85.1	3.7	0.6	91.1	
PHF	.000	.884	.663	.857	.313	.816	.750	.921	.813	.500	.882	.000	.688	.851	.813	.625	.943	.000	.630	.917	.375	.944



Traffic Data Inc
 PO Box 16296
 St. Louis Park, MN 55416

CSAH 30 & Blackhawk Rd
 Eagan, MN

File Name : 17 - CSAH 30 & Blackhawk Rd, 6-25-15, 6am-7pm
 Site Code : 17
 Start Date : 6/25/2015
 Page No : 5





Traffic Data Inc
 PO Box 16296
 St. Louis Park, MN 55416

CSAH 30 & Blackhawk Rd
 Eagan, MN

File Name : 17 - CSAH 30 & Blackhawk Rd, 6-25-15, 6am-7pm
 Site Code : 17
 Start Date : 6/25/2015
 Page No : 6

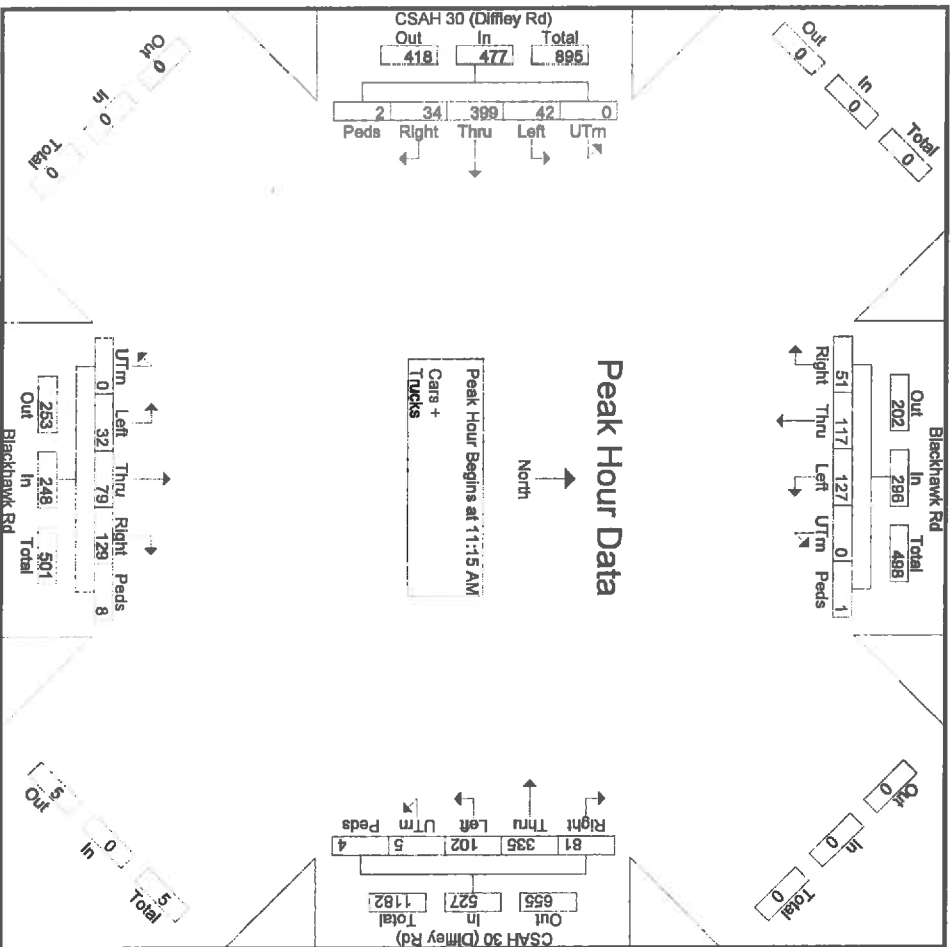
Start Time	Blackhawk Rd Southbound						CSAH 30 (Diffley Rd) Westbound						Blackhawk Rd Northbound						CSAH 30 (Diffley Rd) Eastbound					
	Utm	Left	Thru	Right	Peds	App. Total	Utm	Left	Thru	Right	Peds	App. Total	Utm	Left	Thru	Right	Peds	App. Total	Utm	Left	Thru	Right	Peds	App. Total
Peak Hour Analysis From 10:00 AM to 01:45 PM - Peak 1 of 1																								
Peak Hour for Entire Intersection Begins at 11:15 AM																								
11:15 AM	0	35	28	16	0	79	1	26	78	20	0	125	0	5	15	25	2	47	0	12	95	8	1	116
11:30 AM	0	29	39	19	1	88	0	16	90	24	2	132	0	10	18	33	2	63	0	7	99	10	0	116
11:45 AM	0	34	27	7	0	68	2	30	73	15	0	120	0	10	26	45	0	81	0	11	89	7	1	108
12:00 PM	0	29	23	9	0	61	2	30	94	22	2	150	0	7	20	26	4	57	0	12	116	9	0	137
Total Volume	0	127	117	51	1	296	5	102	335	81	4	527	0	32	79	129	8	248	0	42	399	34	2	477
% App. Total	0	42.9	39.5	17.2	0.3	84.1	0.9	19.4	63.6	15.4	0.8	87.8	0	12.9	31.9	52	3.2	76.5	0	8.8	83.6	7.1	0.4	87.0
PHF	.000	.907	.750	.671	.250	.841	.625	.850	.891	.844	.500	.878	.000	.800	.760	.717	.500	.765	.000	.875	.860	.850	.500	.870



Traffic Data Inc
 PO Box 16296
 St. Louis Park, MN 55416

CSAH 30 & Blackhawk Rd
 Eagan, MN

File Name : 17 - CSAH 30 & Blackhawk Rd, 6-25-15, 6am-7pm
 Site Code : 17
 Start Date : 6/25/2015
 Page No : 7





Traffic Data Inc
 PO Box 16296
 St. Louis Park, MN 55416

CSAH 30 & Blackhawk Rd
 Eagan, MN

File Name : 17 - CSAH 30 & Blackhawk Rd, 6-25-15, 6am-7pm
 Site Code : 17
 Start Date : 6/25/2015
 Page No : 8

Start Time	Blackhawk Rd Southbound						CSAH 30 (Diffey Rd) Westbound						Blackhawk Rd Northbound						CSAH 30 (Diffey Rd) Eastbound							
	UTM	Left	Thru	Right	Peds	App. Total	UTM	Left	Thru	Right	Peds	App. Total	UTM	Left	Thru	Right	Peds	App. Total	UTM	Left	Thru	Right	Peds	App. Total	Int. Total	
Peak Hour Analysis From 02:00 PM to 06:45 PM - Peak 1 of 1																										
Peak Hour for Entire Intersection Begins at 04:45 PM																										
04:45 PM	0	56	60	18	1	135	0	43	140	41	2	226	0	5	42	37	2	86	0	17	189	14	0	220	667	
05:00 PM	1	63	54	20	0	138	1	28	144	41	0	214	0	10	41	41	2	94	0	12	185	15	0	212	658	
05:15 PM	0	36	56	16	6	114	1	32	153	51	2	239	0	9	37	50	2	98	0	19	224	19	2	284	715	
05:30 PM	0	40	44	14	3	101	2	38	122	41	0	203	0	8	36	35	2	81	0	18	194	15	1	228	613	
Total Volume	1	195	214	68	10	488	4	141	559	174	4	882	0	32	156	163	8	359	0	66	792	63	3	924	2653	
% App. Total	0.2	.40	.43.9	.13.9	.2	.884	0.5	.16	.63.4	.19.7	0.5	.923	0	8.9	43.5	45.4	2.2	1.00	.916	7.1	85.7	5.8	0.3	.875	.928	
PHF	.250	.774	.892	.850	.417		.500	.820	.913	.853	.500		.000	.800	.929	.815	1.00	.916	.000	.858	.884	.829	.375		.875	



Traffic Data Inc
 PO Box 16296
 St. Louis Park, MN 55416

PM PEAK

CSAH 30 & Blackhawk Rd
 Eagan, MN

File Name : 17 - CSAH 30 & Blackhawk Rd, 6-25-15, 6am-7pm
 Site Code : 17
 Start Date : 6/25/2015
 Page No : 9

