



Turning Movement Count

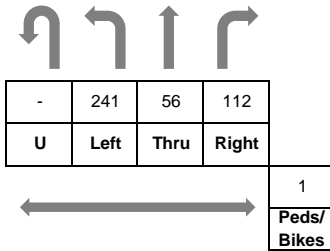
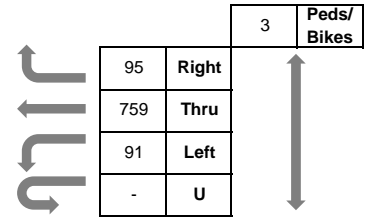
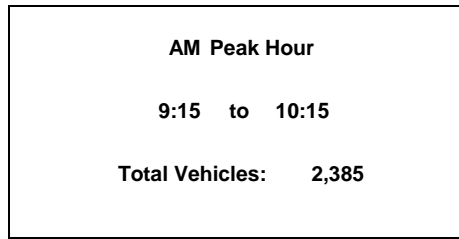
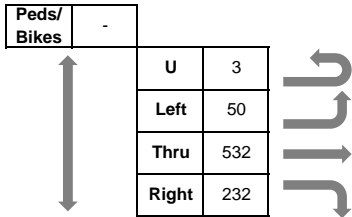
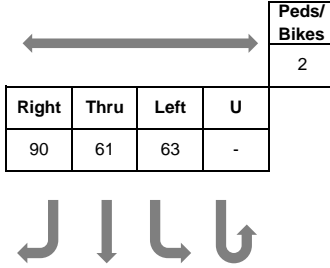
SRF Consulting Group

3701 Wayzata Blvd, Suite 100, Minneapolis, MN 55416

Intersection: CSAH 46 (162nd Street) & Kenrick Avenue

Date: 10/5/2024

Start Time	162nd Street EB					W Leg Peds	162nd Street WB				E Leg Peds	Kenrick Avenue NB				S Leg Peds	Kenrick Avenue SB				N Leg Peds	15 min Veh. Total	15 min Ped Total
	U	L	T	R	U		L	T	R	U		L	T	R	U		L	T	R				
9:15	2	12	113	58	-	-	24	165	22	-	-	52	15	30	-	-	18	9	23	-	543	-	
9:30	1	13	149	52	-	-	22	188	26	1	-	66	8	26	1	-	11	23	27	2	612	4	
9:45	-	10	126	67	-	-	30	197	20	-	-	63	14	24	-	-	18	15	22	-	606	-	
10:00	-	15	144	55	-	-	15	209	27	2	-	60	19	32	-	-	16	14	18	-	624	2	
Total	3	50	532	232	-	-	91	759	95	3	-	241	56	112	1	-	63	61	90	2	2,385	6	
PHF	0.38	0.83	0.89	0.87	-	-	0.76	0.91	0.88	-	-	0.91	0.74	0.88	-	-	0.88	0.66	0.83	-	0.96	-	
Trucks	-	-	3%	1%	-	-	-	3%	1%	-	-	-	2%	-	-	-	-	2%	-	-	2%	-	





Turning Movement Count

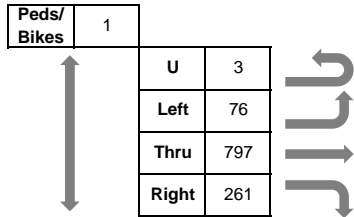
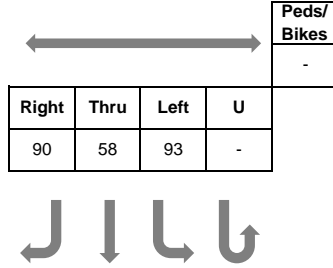
SRF Consulting Group

3701 Wayzata Blvd, Suite 100, Minneapolis, MN 55416

Intersection: CSAH 46 (162nd Street) & Kenrick Avenue

Date: 10/5/2024

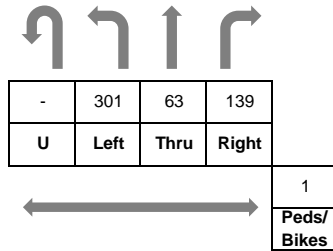
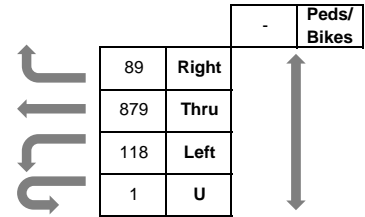
Start Time	162nd Street EB					W Leg Peds	162nd Street WB				E Leg Peds	Kenrick Avenue NB				S Leg Peds	Kenrick Avenue SB				N Leg Peds	15 min Veh. Total	15 min Ped Total
	U	L	T	R	U		L	T	R	U		L	T	R	U		L	T	R				
12:00	-	18	203	53	-	-	31	236	26	-	-	83	16	23	1	-	22	8	21	-	740	1	
12:15	-	17	205	75	-	-	23	202	22	-	-	64	10	34	-	-	22	11	29	-	714	-	
12:30	2	17	183	62	1	-	40	206	21	-	-	81	19	41	-	-	23	19	16	-	730	1	
12:45	1	24	206	71	-	1	24	235	20	-	-	73	18	41	-	-	26	20	24	-	784	-	
Total	3	76	797	261	1	1	118	879	89	-	-	301	63	139	1	-	93	58	90	-	2,968	2	
PHF	0.38	0.79	0.97	0.87			0.25	0.74	0.93	0.86			0.91	0.83	0.85			0.89	0.73	0.78		0.95	
Trucks	-	-	1%	1%			-	-	2%	-			-	-	2%			-	-	-		1%	



Midday Peak Hour

12:00 to 13:00

Total Vehicles: 2,968





Turning Movement Count

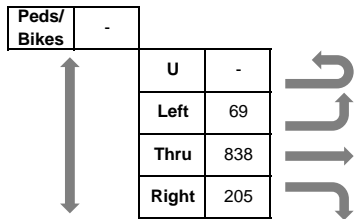
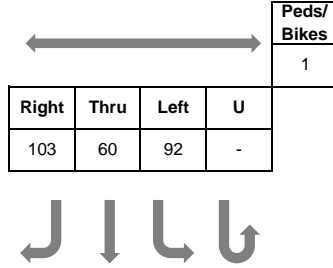
SRF Consulting Group

3701 Wayzata Blvd, Suite 100, Minneapolis, MN 55416

Intersection: CSAH 46 (162nd Street) & Kenrick Avenue

Date: 10/5/2024

Start Time	162nd Street EB					W Leg Peds	162nd Street WB				E Leg Peds	Kenrick Avenue NB				S Leg Peds	Kenrick Avenue SB				N Leg Peds	15 min Veh. Total	15 min Ped Total
	U	L	T	R	U		L	T	R	U		L	T	R	U		L	T	R				
15:15	-	18	216	54	-	-	28	257	30	-	-	50	16	31	-	-	16	11	29	-	756	-	
15:30	-	20	216	51	-	-	12	226	26	-	-	73	25	27	-	-	27	18	23	-	744	-	
15:45	-	13	204	50	-	-	22	228	29	-	-	72	18	38	-	-	33	15	31	-	753	-	
16:00	-	18	202	50	-	-	20	241	16	-	-	62	22	29	-	-	16	16	20	1	712	1	
Total	-	69	838	205	-	-	82	952	101	-	-	257	81	125	-	-	92	60	103	1	2,965	1	
PHF	-	0.86	0.97	0.95	-	-	0.73	0.93	0.84	-	-	0.88	0.81	0.82	-	-	0.70	0.83	0.83	-	0.98	-	
Trucks	-	-	1%	0%	-	-	-	1%	1%	-	-	0%	-	-	-	-	-	-	-	-	1%	-	



PM Peak Hour
15:15 to 16:15
Total Vehicles: 2,965

