



Turning Movement Count

SRF Consulting Group

3701 Wayzata Blvd, Suite 100, Minneapolis, MN 55416

Intersection: CSAH 46 (162nd Street) & Buck Hill Road / Kenyon Ave

Date: 10/2/2024

Start Time	162nd Street EB					W Leg Peds	162nd Street WB				E Leg Peds	Kenyon Avenue NB				S Leg Peds	Buck Hill Road SB				N Leg Peds	15 min Veh. Total	15 min Ped Total
	U	L	T	R	U		L	T	R	U		L	T	R	U		L	T	R				
6:00	-	1	38	-	-	-	11	31	6	-	-	-	-	9	-	-	10	1	1	-	108	-	
6:15	-	-	35	3	-	-	13	34	9	-	-	-	1	2	13	-	6	2	-	-	118	-	
6:30	-	1	55	1	-	-	14	36	13	-	-	-	3	1	9	-	16	2	3	-	154	-	
6:45	-	1	58	8	1	-	29	57	8	-	-	-	8	4	22	-	11	3	3	-	212	1	
7:00	-	1	69	3	-	-	23	56	15	-	-	-	-	3	20	-	12	2	3	-	207	-	
7:15	-	1	87	6	-	-	7	20	65	21	-	-	6	6	32	-	15	8	1	-	275	-	
7:30	-	4	79	11	-	-	4	12	83	31	-	-	4	10	30	-	21	4	5	-	298	-	
7:45	-	3	64	3	-	-	1	27	106	32	-	-	4	4	29	-	10	5	-	-	288	-	
8:00	-	3	57	8	-	-	1	26	78	15	-	-	7	1	19	-	15	4	-	-	234	-	
8:15	-	5	83	7	-	-	-	25	71	13	-	-	8	3	33	-	12	7	4	1	271	1	
8:30	-	2	67	3	1	-	1	27	59	18	-	-	5	4	18	-	21	4	2	1	231	2	
8:45	-	-	60	3	-	-	-	29	51	14	-	-	5	4	18	-	15	5	2	-	206	-	
9:00	-	3	57	8	1	-	-	25	53	8	-	-	7	6	19	-	14	6	-	1	206	2	
9:15	-	6	66	4	-	-	-	28	57	14	-	-	5	4	19	-	14	3	3	-	223	-	
9:30	-	2	67	7	1	-	-	21	54	13	-	-	7	3	20	-	9	2	4	-	209	1	
9:45	-	3	57	7	-	-	-	22	50	20	-	-	6	7	36	1	31	7	3	1	249	2	
10:00	-	5	45	2	-	-	-	24	48	19	-	-	1	5	19	-	18	6	7	-	204	-	
10:15	-	1	42	-	-	-	-	15	50	14	-	-	2	2	18	-	15	5	5	-	169	-	
10:30	-	3	46	4	-	-	-	16	37	21	-	-	2	5	13	-	11	5	6	-	169	-	
10:45	-	1	41	8	-	-	-	16	59	20	-	-	3	4	14	-	5	4	5	-	180	-	
11:00	-	1	56	1	-	-	-	23	43	8	-	-	8	6	24	-	9	4	2	-	185	-	
11:15	-	6	41	5	-	-	-	29	56	20	-	-	6	-	19	-	9	6	1	-	198	-	
11:30	-	1	44	1	-	-	-	26	54	17	-	-	2	6	30	-	16	6	4	-	207	-	
11:45	-	4	40	7	2	-	1	21	47	18	-	-	3	4	22	-	14	4	4	-	189	2	
12:00	-	-	54	5	-	-	1	16	47	20	-	-	7	5	24	-	21	7	6	-	213	-	
12:15	-	1	56	2	2	-	2	18	52	26	-	-	1	4	21	-	12	6	8	-	209	2	
12:30	-	6	35	11	-	-	1	24	61	13	-	-	6	6	25	-	12	7	5	1	212	1	
12:45	-	10	33	2	-	-	-	16	41	9	-	-	4	4	23	-	11	4	6	-	163	-	
13:00	-	4	52	2	-	-	1	14	43	15	-	-	5	9	20	-	8	3	2	1	178	1	
13:15	-	1	60	3	-	-	3	15	46	16	-	-	3	4	15	-	15	2	1	-	184	-	
13:30	-	-	51	3	-	-	-	27	58	15	-	-	6	7	23	-	17	2	6	-	215	-	
13:45	-	4	36	5	-	-	-	13	54	20	-	-	3	3	20	-	16	5	4	-	183	-	
14:00	-	5	45	2	-	-	-	22	50	19	-	-	2	2	18	-	26	3	3	-	197	-	
14:15	-	8	56	2	1	-	-	19	65	21	-	-	2	6	15	-	22	6	6	-	228	1	
14:30	1	2	52	5	1	-	-	17	76	18	-	-	8	2	25	-	16	8	7	-	237	1	
14:45	-	6	68	4	-	-	1	34	69	22	-	-	6	5	28	-	25	2	4	1	274	1	
15:00	-	5	86	4	-	-	-	23	77	23	-	-	4	6	16	2	25	6	7	1	282	3	
15:15	-	2	94	4	-	-	-	21	96	31	-	-	5	6	33	-	19	4	2	-	317	-	
15:30	-	2	58	3	-	-	-	22	85	27	-	-	6	5	18	-	23	5	9	-	263	-	
15:45	-	5	78	6	-	-	1	31	106	22	-	-	5	3	29	-	23	11	9	-	329	-	
16:00	-	6	110	8	1	-	1	20	79	14	-	-	6	3	30	1	26	2	3	-	308	2	
16:15	-	5	93	5	-	-	-	23	94	27	-	-	7	4	22	-	18	7	7	-	312	-	
16:30	-	3	101	5	-	-	1	19	73	23	-	-	4	8	33	-	25	9	12	-	316	-	
16:45	-	1	90	5	-	-	-	38	83	31	-	-	3	6	27	-	27	10	8	-	329	-	
17:00	-	1	111	4	-	-	-	25	97	30	-	-	7	6	27	-	25	6	7	1	346	1	
17:15	-	1	95	6	-	-	1	30	98	27	-	-	6	6	36	-	32	3	4	-	345	-	
17:30	-	5	75	4	1	-	-	34	69	19	-	-	6	7	23	-	24	6	13	-	285	1	
17:45	-	4	82	5	-	-	-	33	79	30	-	-	2	9	30	-	29	8	5	-	316	-	
18:00	-	1	82	6	-	-	1	36	76	25	-	-	5	6	24	-	29	6	10	-	307	-	
18:15	-	1	52	9	-	-	-	47	71	26	-	-	1	3	36	-	26	6	8	-	286	-	
18:30	1	4	52	14	-	-	-	41	76	17	-	-	5	10	23	2	14	10	2	-	269	2	
18:45	1	5	48	7	-	-	2	34	56	15	-	-	3	3	17	-	20	5	7	-	223	-	
Total	3	156	3,259	251	12	31	1,234	3,312	988	-	1	235	242	1,186	6	-	915	264	239	9	12,316	27	
Trucks	-	3%	2%	2%		-	1%	2%	1%		-	1%	2%	1%		-	2%	3%	1%		2%		



Turning Movement Count

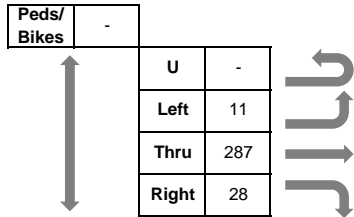
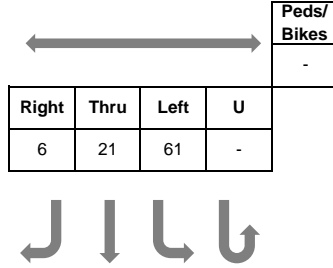
SRF Consulting Group

3701 Wayzata Blvd, Suite 100, Minneapolis, MN 55416

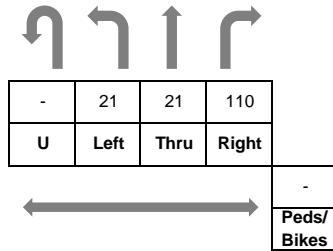
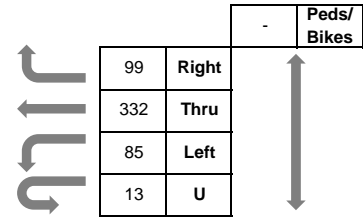
Intersection: CSAH 46 (162nd Street) & Buck Hill Road / Kenyon Ave

Date: 10/2/2024

Start Time	162nd Street EB					W Leg Peds	162nd Street WB				E Leg Peds	Kenyon Avenue NB				S Leg Peds	Buck Hill Road SB				N Leg Peds	15 min Veh. Total	15 min Ped Total
	U	L	T	R	U		L	T	R	U		L	T	R	U		L	T	R				
7:15	-	1	87	6	-	7	20	65	21	-	-	6	6	32	-	-	15	8	1	-	275	-	
7:30	-	4	79	11	-	4	12	83	31	-	-	4	10	30	-	-	21	4	5	-	298	-	
7:45	-	3	64	3	-	1	27	106	32	-	-	4	4	29	-	-	10	5	-	-	288	-	
8:00	-	3	57	8	-	1	26	78	15	-	-	7	1	19	-	-	15	4	-	-	234	-	
Total	-	11	287	28	-	13	85	332	99	-	-	21	21	110	-	-	61	21	6	-	1,095	-	
PHF	-	0.69	0.82	0.64	-	0.46	0.79	0.78	0.77	-	-	0.75	0.53	0.86	-	-	0.73	0.66	0.30	-	0.92	-	
Trucks	-	-	3%	7%	-	-	1%	2%	4%	-	-	-	-	2%	-	-	5%	5%	17%	-	3%	-	



AM Peak Hour
7:15 to 8:15
Total Vehicles: 1,095



Turning Movement Count

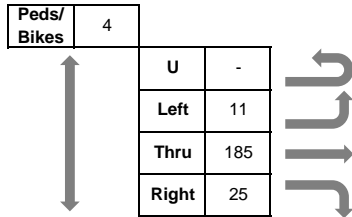
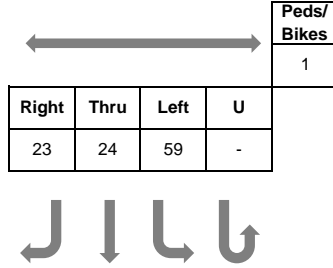
SRF Consulting Group

3701 Wayzata Blvd, Suite 100, Minneapolis, MN 55416

Intersection: CSAH 46 (162nd Street) & Buck Hill Road / Kenyon Ave

Date: 10/2/2024

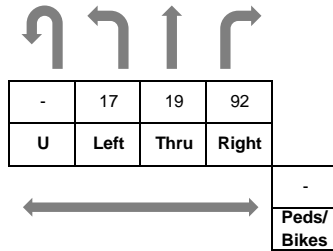
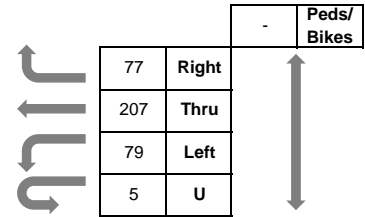
Start Time	162nd Street EB					W Leg Peds	162nd Street WB				E Leg Peds	Kenyon Avenue NB				S Leg Peds	Buck Hill Road SB				N Leg Peds	15 min Veh. Total	15 min Ped Total
	U	L	T	R	U		L	T	R	U		L	T	R	U		L	T	R				
11:45	-	4	40	7	2	1	21	47	18	-	-	3	4	22	-	-	14	4	4	-	189	2	
12:00	-	-	54	5	-	1	16	47	20	-	-	7	5	24	-	-	21	7	6	-	213	-	
12:15	-	1	56	2	2	2	18	52	26	-	-	1	4	21	-	-	12	6	8	-	209	2	
12:30	-	6	35	11	-	1	24	61	13	-	-	6	6	25	-	-	12	7	5	1	212	1	
Total	-	11	185	25	4	5	79	207	77	-	-	17	19	92	-	-	59	24	23	1	823	5	
PHF	-	0.46	0.83	0.57		0.63	0.82	0.85	0.74			0.61	0.79	0.92			0.70	0.86	0.72		0.97		
Trucks	-	-	1%	4%		-	3%	2%	3%			-	-	11%	2%		-	7%	-	-	2%		



Midday Peak Hour

11:45 to 12:45

Total Vehicles: 823





Turning Movement Count

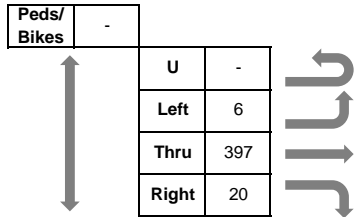
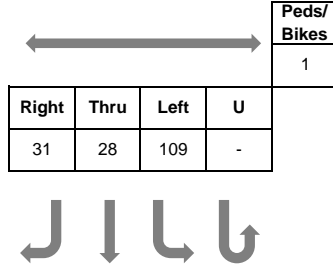
SRF Consulting Group

3701 Wayzata Blvd, Suite 100, Minneapolis, MN 55416

Intersection: CSAH 46 (162nd Street) & Buck Hill Road / Kenyon Ave

Date: 10/2/2024

Start Time	162nd Street EB					W Leg Peds	162nd Street WB				E Leg Peds	Kenyon Avenue NB				S Leg Peds	Buck Hill Road SB				N Leg Peds	15 min Veh. Total	15 min Ped Total
	U	L	T	R	U		L	T	R	U		L	T	R	U		L	T	R				
16:30	-	3	101	5	-	1	19	73	23	-	-	4	8	33	-	-	25	9	12	-	316	-	
16:45	-	1	90	5	-	-	38	83	31	-	-	3	6	27	-	-	27	10	8	-	329	-	
17:00	-	1	111	4	-	-	25	97	30	-	-	7	6	27	-	-	25	6	7	1	346	1	
17:15	-	1	95	6	-	1	30	98	27	-	-	6	6	36	-	-	32	3	4	-	345	-	
Total	-	6	397	20	-	2	112	351	111	-	-	20	26	123	-	-	109	28	31	1	1,336	1	
PHF	-	0.50	0.89	0.83	-	0.50	0.74	0.90	0.90	-	-	0.71	0.81	0.85	-	-	0.85	0.70	0.65	-	0.97	-	
Trucks	-	-	0%	-	-	-	1%	1%	2%	-	-	-	-	2%	-	-	1%	-	3%	-	1%	-	



PM Peak Hour
16:30 to 17:30

Total Vehicles: 1,336

