



# Turning Movement Count

SRF Consulting Group

3701 Wayzata Blvd, Suite 100, Minneapolis, MN 55416

Intersection: I-35 & CSAH 60 (185th Street) West Ramp

Date: 10/2/2024

Start Time	West 185th Street EB					W Leg Peds	West 185th Street WB					E Leg Peds	-				S Leg Peds	I-35 West Ramp SB				N Leg Peds	15 min Veh. Total	15 min Ped Total
	U	L	T	R	U		L	T	R	U	L		T	R	U	L		T	R	U	L			
6:00	-	-	103	7	-	-	9	62	-	-	-	-	-	-	-	-	19	-	29	-	-	229	-	
6:15	-	-	137	17	-	-	14	79	-	-	-	-	-	-	-	-	30	-	48	-	-	325	-	
6:30	-	-	180	17	-	1	11	81	-	-	-	-	-	-	-	-	36	-	59	-	-	385	-	
6:45	-	-	224	29	-	-	15	84	-	-	-	-	-	-	-	-	62	1	67	-	-	482	-	
7:00	-	-	237	18	-	-	26	111	-	-	-	-	-	-	-	-	62	-	44	-	-	498	-	
7:15	-	-	238	36	-	-	16	117	-	-	-	-	-	-	-	-	65	-	84	-	-	556	-	
7:30	-	-	290	40	-	-	23	143	-	-	-	-	-	-	-	-	72	1	70	-	-	639	-	
7:45	-	-	273	30	-	1	18	117	-	-	-	-	-	-	-	-	64	-	86	-	-	589	-	
8:00	-	-	209	17	-	1	13	113	-	-	-	-	-	-	-	-	67	-	67	-	-	487	-	
8:15	-	-	188	24	-	-	17	87	-	-	-	-	-	-	-	-	61	-	62	-	-	439	-	
8:30	-	-	205	14	-	-	14	103	-	-	-	-	-	-	-	-	45	-	58	-	-	439	-	
8:45	-	-	191	19	-	-	13	85	-	-	-	-	-	-	-	-	58	-	66	-	-	432	-	
9:00	-	-	176	15	-	-	16	79	-	-	-	-	-	-	-	-	56	1	50	-	-	393	-	
9:15	-	-	158	16	-	-	16	86	-	-	-	-	-	-	-	-	58	-	61	-	-	395	-	
9:30	-	-	155	14	-	-	12	68	-	-	-	-	-	-	-	-	50	-	73	-	-	372	-	
9:45	-	-	171	9	-	-	12	78	-	-	-	-	-	-	-	-	57	-	71	-	-	398	-	
10:00	-	-	158	15	-	1	13	65	-	-	-	-	-	-	-	-	47	-	69	-	-	368	-	
10:15	-	-	157	19	-	2	15	62	-	-	-	-	-	-	-	-	56	-	73	-	-	384	-	
10:30	-	-	151	16	-	-	27	88	-	-	-	-	-	-	-	-	56	-	61	-	-	399	-	
10:45	-	-	160	10	-	-	14	84	-	-	-	-	-	-	-	-	67	-	94	1	-	429	1	
11:00	-	-	116	9	-	-	23	83	-	-	-	-	-	-	-	-	58	-	76	-	-	365	-	
11:15	-	-	165	12	-	-	22	76	-	-	-	-	-	-	-	-	68	1	77	1	-	421	1	
11:30	-	-	149	15	-	-	19	93	-	-	-	-	-	-	-	-	89	-	74	2	-	439	2	
11:45	-	-	140	16	-	-	21	89	-	-	-	-	-	-	-	-	79	-	86	2	-	431	2	
12:00	-	-	136	11	-	-	25	91	-	-	-	-	-	-	-	-	75	-	89	-	-	427	-	
12:15	-	-	161	12	-	1	30	94	-	-	-	-	-	-	-	-	86	2	85	-	-	471	-	
12:30	-	-	165	21	-	2	32	86	-	-	-	-	-	-	-	-	71	-	88	-	-	465	-	
12:45	-	-	155	8	-	1	27	87	-	-	-	-	-	-	-	-	81	-	93	-	-	452	-	
13:00	-	-	144	16	-	-	26	99	-	-	-	-	-	-	-	-	70	-	86	-	-	441	-	
13:15	-	-	136	18	-	-	29	91	-	-	-	-	-	-	-	-	78	2	88	5	-	442	5	
13:30	-	-	168	7	-	2	34	81	-	-	-	-	-	-	-	-	76	1	104	1	-	473	1	
13:45	-	-	165	12	-	1	14	90	-	-	-	-	-	-	-	-	96	-	95	-	-	473	-	
14:00	-	-	164	21	-	-	24	80	-	-	-	-	-	-	-	-	74	-	118	-	-	481	-	
14:15	-	-	168	13	-	-	20	92	-	-	-	-	-	-	-	-	120	1	113	-	-	527	-	
14:30	-	-	183	17	-	-	28	99	-	-	-	-	-	-	-	-	122	-	88	2	-	537	2	
14:45	-	-	182	11	-	-	43	96	-	-	-	-	-	-	-	-	124	-	117	1	-	573	1	
15:00	-	-	179	21	-	-	38	123	-	-	-	-	-	-	-	-	107	-	113	1	-	581	1	
15:15	-	-	192	29	-	-	31	141	-	-	-	-	-	-	-	-	107	-	150	-	-	650	-	
15:30	-	-	201	26	-	-	42	120	-	-	-	-	-	-	-	-	116	1	156	3	-	662	3	
15:45	-	-	248	36	-	-	33	161	-	-	-	-	-	-	-	-	145	-	169	2	-	792	2	
16:00	-	-	233	20	-	1	36	146	-	-	-	-	-	-	-	-	139	-	154	1	-	729	1	
16:15	-	-	226	23	-	-	46	163	-	-	-	-	-	-	-	-	121	-	163	-	-	742	-	
16:30	-	-	242	31	-	-	27	151	-	-	-	-	-	-	-	-	149	-	156	-	-	756	-	
16:45	-	-	239	27	-	-	32	160	-	-	-	-	-	-	-	-	148	-	177	-	-	783	-	
17:00	-	-	238	23	-	-	27	156	1	-	-	-	-	-	-	-	125	-	138	1	-	708	1	
17:15	-	-	266	25	-	-	41	133	-	-	-	-	-	-	-	-	137	-	171	4	-	773	4	
17:30	-	-	254	28	-	-	32	161	-	-	-	-	-	-	-	-	98	-	131	1	-	704	1	
17:45	-	-	216	25	-	-	34	124	-	-	-	-	-	-	-	-	108	-	137	-	-	644	-	
18:00	-	-	203	22	-	-	32	114	-	-	-	-	-	-	-	-	111	-	122	2	-	604	2	
18:15	-	-	165	12	-	-	26	96	-	-	-	-	-	-	-	-	92	-	115	1	-	506	1	
18:30	-	-	164	14	-	1	26	100	-	-	-	-	-	-	-	-	89	1	72	2	-	467	2	
18:45	-	-	128	14	-	-	32	86	-	-	-	-	-	-	-	-	84	-	85	-	-	429	-	
<b>Total</b>	-	-	<b>9,652</b>	<b>977</b>	-	<b>15</b>	<b>1,266</b>	<b>5,354</b>	<b>1</b>	-	-	-	-	-	-	-	<b>4,331</b>	<b>12</b>	<b>4,978</b>	<b>33</b>	-	<b>26,586</b>	<b>33</b>	
<b>Trucks</b>	-	-	<b>2%</b>	<b>6%</b>	-	-	<b>1%</b>	<b>3%</b>	-	-	-	-	-	-	-	-	-	<b>3%</b>	<b>17%</b>	<b>3%</b>	-	<b>3%</b>	-	



# Turning Movement Count

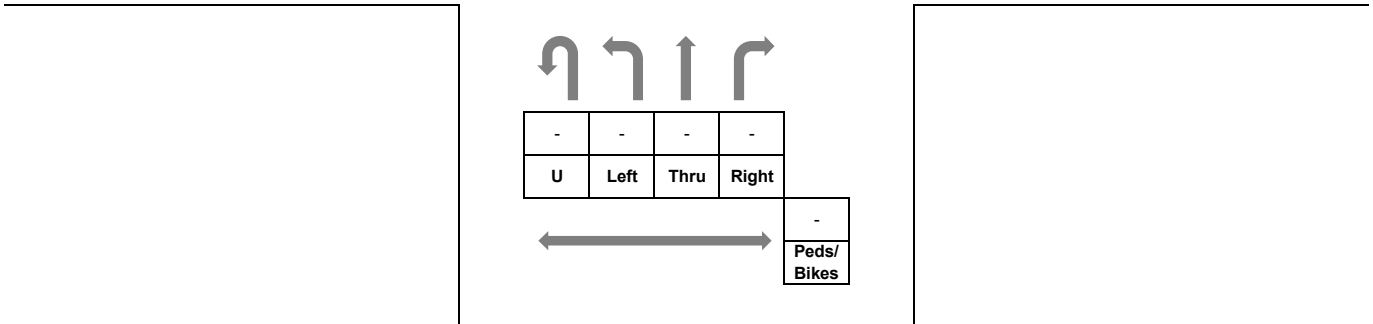
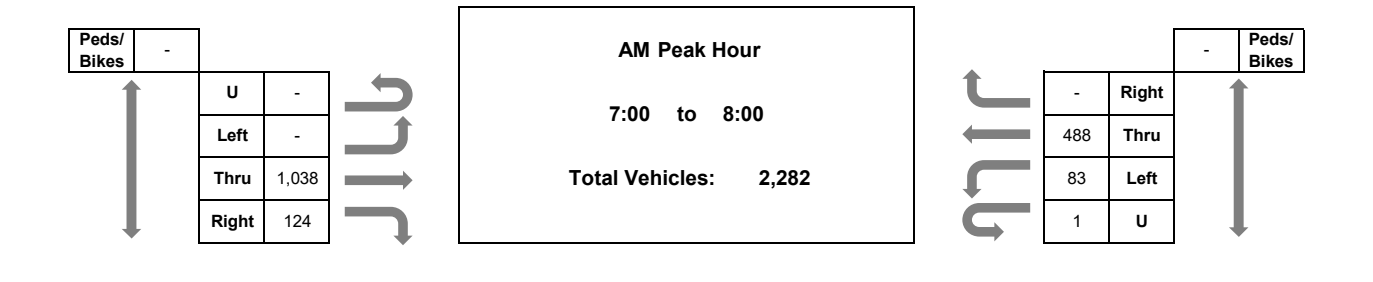
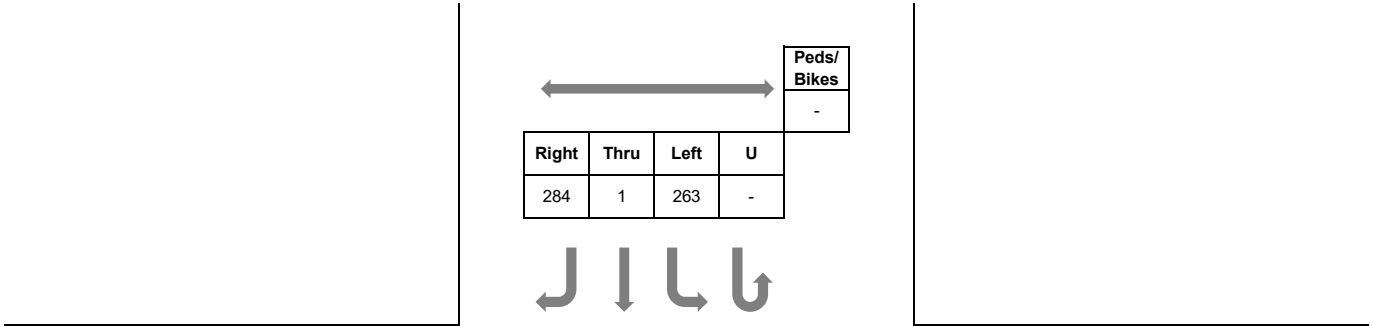
SRF Consulting Group

3701 Wayzata Blvd, Suite 100, Minneapolis, MN 55416

Intersection: I-35 & CSAH 60 (185th Street) West Ramp

Date: 10/2/2024

Start Time	West 185th Street EB					W Leg Peds	West 185th Street WB					E Leg Peds	-				S Leg Peds	I-35 West Ramp SB				N Leg Peds	15 min Veh. Total	15 min Ped Total
	U	L	T	R	U		L	T	R	U	L		T	R	U	L		T	R					
7:00	-	-	237	18	-	-	26	111	-	-	-	-	-	-	-	-	62	-	44	-	498	-		
7:15	-	-	238	36	-	-	16	117	-	-	-	-	-	-	-	-	65	-	84	-	556	-		
7:30	-	-	290	40	-	-	23	143	-	-	-	-	-	-	-	-	72	1	70	-	639	-		
7:45	-	-	273	30	-	1	18	117	-	-	-	-	-	-	-	-	64	-	86	-	589	-		
<b>Total</b>	-	-	<b>1,038</b>	<b>124</b>	-	<b>1</b>	<b>83</b>	<b>488</b>	-	-	-	-	-	-	-	-	<b>263</b>	<b>1</b>	<b>284</b>	-	<b>2,282</b>	-		
<b>PHF</b>	-	-	0.89	0.78	-	0.25	0.80	0.85	-	-	-	-	-	-	-	-	0.91	0.25	0.83	-	0.89	-		
<b>Trucks</b>	-	-	2%	1%	-	-	1%	5%	-	-	-	-	-	-	-	-	5%	-	5%	-	3%	-		





# Turning Movement Count

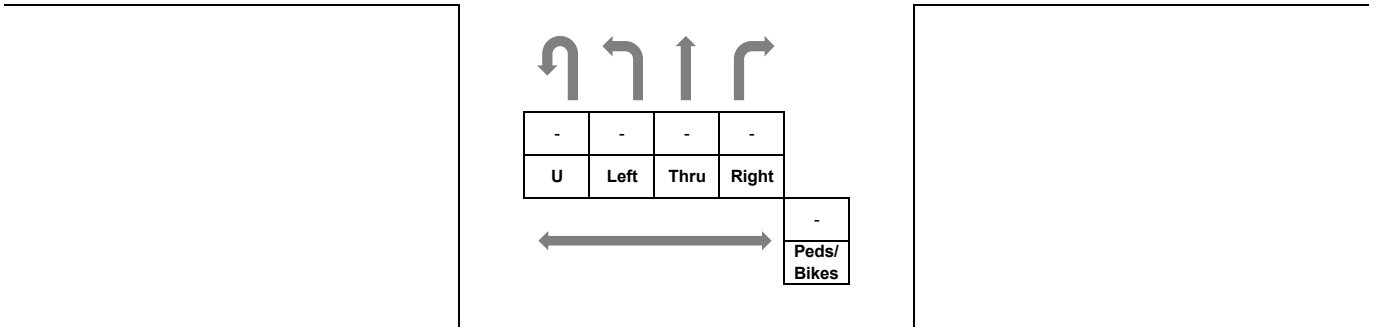
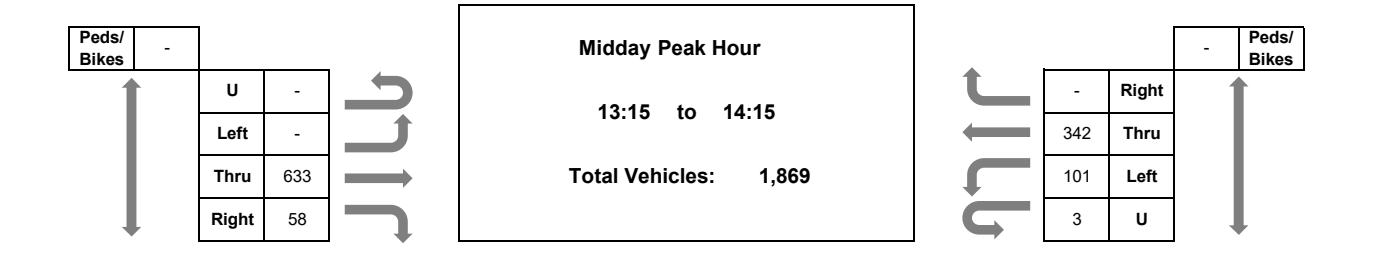
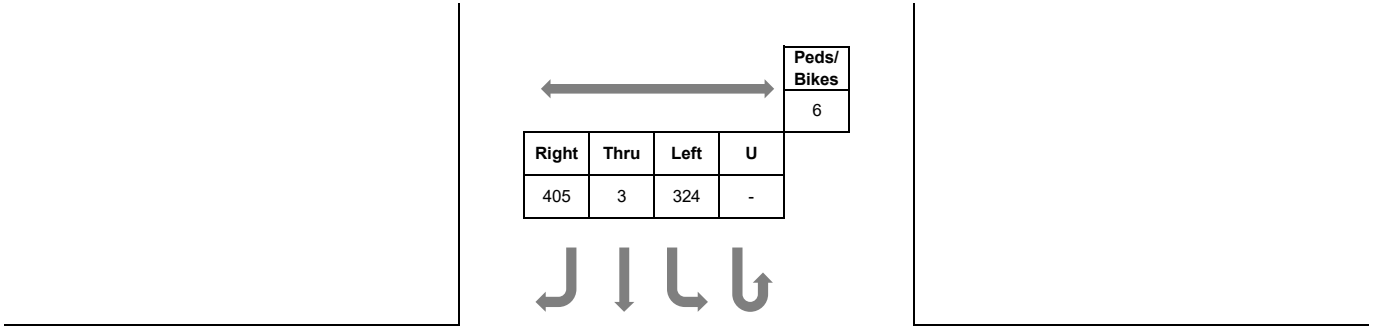
SRF Consulting Group

3701 Wayzata Blvd, Suite 100, Minneapolis, MN 55416

Intersection: I-35 & CSAH 60 (185th Street) West Ramp

Date: 10/2/2024

Start Time	West 185th Street EB					W Leg Peds	West 185th Street WB					E Leg Peds	NB				S Leg Peds	I-35 West Ramp SB				N Leg Peds	15 min Veh. Total	15 min Ped Total
	U	L	T	R	U		L	T	R	U	L		T	R	U	L		T	R	U	L			
13:15	-	-	136	18	-	-	29	91	-	-	-	-	-	-	-	-	-	78	2	88	5	442	5	
13:30	-	-	168	7	-	2	34	81	-	-	-	-	-	-	-	-	-	76	1	104	1	473	1	
13:45	-	-	165	12	-	1	14	90	-	-	-	-	-	-	-	-	-	96	-	95	-	473	-	
14:00	-	-	164	21	-	-	24	80	-	-	-	-	-	-	-	-	-	74	-	118	-	481	-	
<b>Total</b>	-	-	<b>633</b>	<b>58</b>	-	<b>3</b>	<b>101</b>	<b>342</b>	-	-	-	-	-	-	-	-	-	<b>324</b>	<b>3</b>	<b>405</b>	<b>6</b>	<b>1,869</b>	<b>6</b>	
<b>PHF</b>	-	-	0.94	0.69	-	0.38	0.74	0.94	-	-	-	-	-	-	-	-	-	0.84	0.38	0.86	-	0.97	-	
<b>Trucks</b>	-	-	2%	3%	-	-	1%	1%	-	-	-	-	-	-	-	-	-	4%	67%	3%	-	2%	-	





# Turning Movement Count

SRF Consulting Group

3701 Wayzata Blvd, Suite 100, Minneapolis, MN 55416

Intersection: I-35 & CSAH 60 (185th Street) West Ramp

Date: 10/2/2024

Start Time	West 185th Street EB					W Leg Peds	West 185th Street WB					E Leg Peds	-				S Leg Peds	I-35 West Ramp SB					N Leg Peds	15 min Veh. Total	15 min Ped Total
	U	L	T	R	U		L	T	R	U	L		T	R	U	L		T	R						
16:30	-	-	242	31	-	-	27	151	-	-	-	-	-	-	-	-	-	149	-	156	-	756	-		
16:45	-	-	239	27	-	-	32	160	-	-	-	-	-	-	-	-	-	148	-	177	-	783	-		
17:00	-	-	238	23	-	-	27	156	1	-	-	-	-	-	-	-	-	125	-	138	1	708	1		
17:15	-	-	266	25	-	-	41	133	-	-	-	-	-	-	-	-	-	137	-	171	4	773	4		
<b>Total</b>	-	-	<b>985</b>	<b>106</b>	-	-	<b>127</b>	<b>600</b>	<b>1</b>	-	-	-	-	-	-	-	-	<b>559</b>	-	<b>642</b>	<b>5</b>	<b>3,020</b>	<b>5</b>		
<b>PHF</b>	-	-	0.93	0.85	-	-	0.77	0.94	0.25	-	-	-	-	-	-	-	-	0.94	-	0.91	-	0.96	-		
<b>Trucks</b>	-	-	1%	4%	-	-	-	0%	-	-	-	-	-	-	-	-	-	2%	-	1%	-	1%	-		

